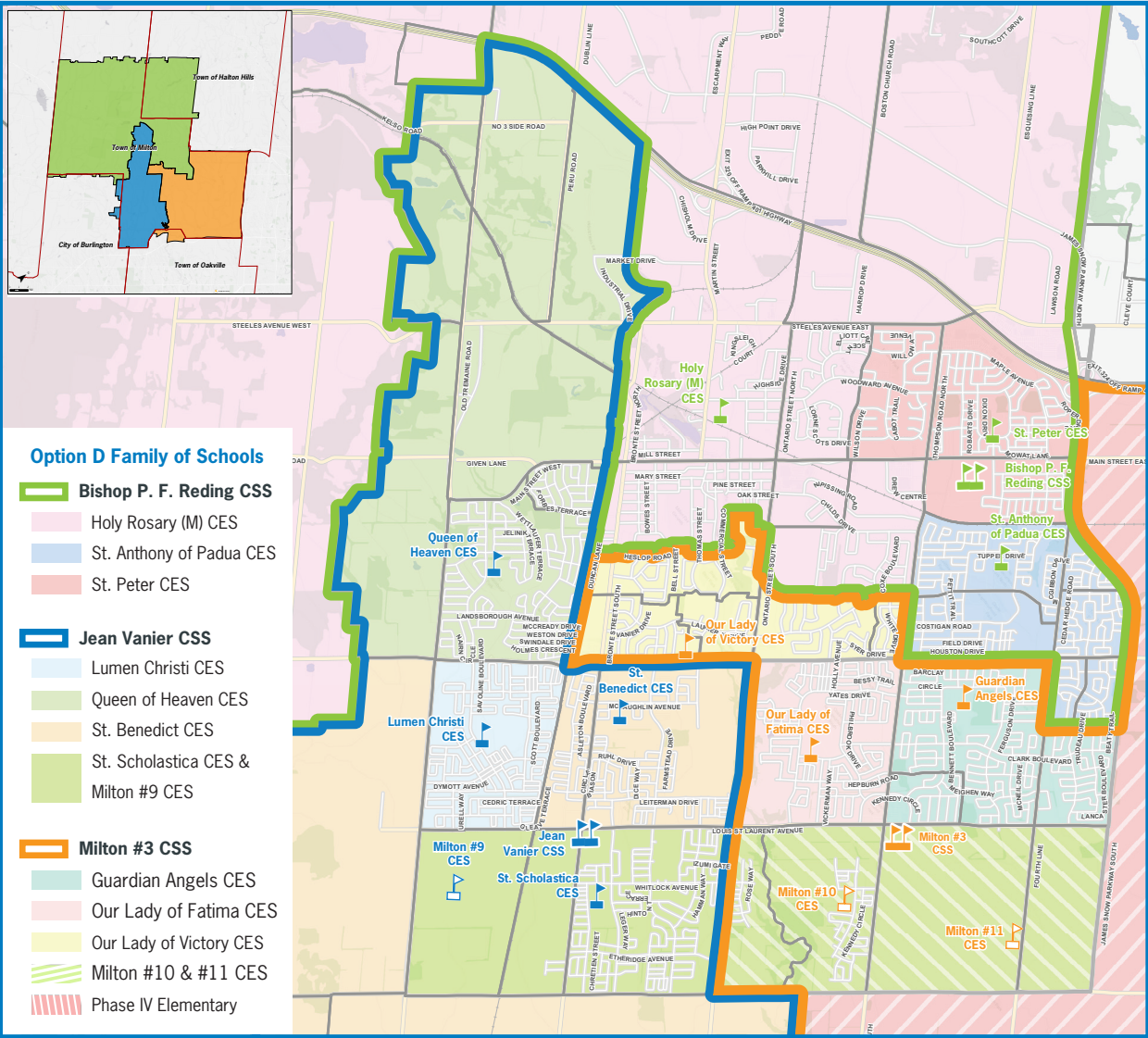
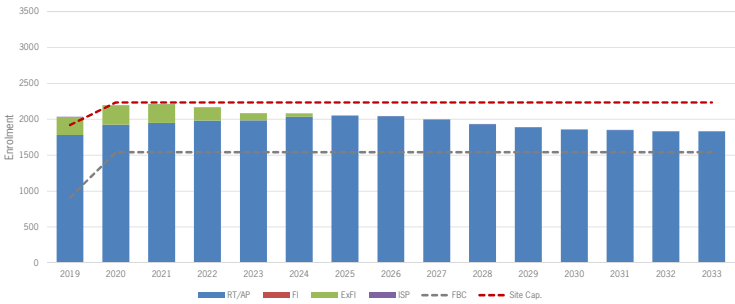


CD SB Proposed Boundaries

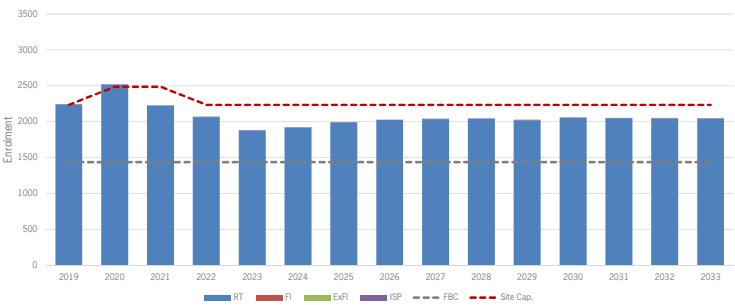


Option D

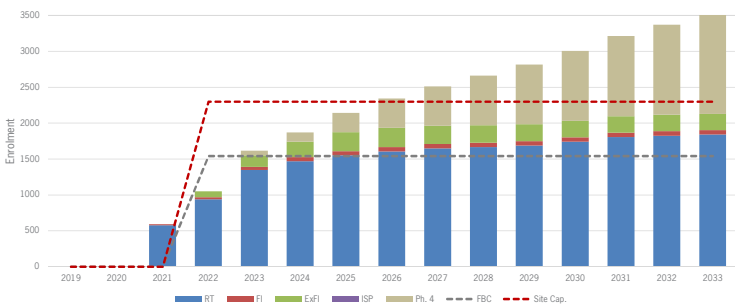
Bishop P. F. Reding Catholic Secondary School AP



Jean Vanier Catholic Secondary School



Milton #3 Catholic Secondary School ExFI FI



SBRC FEEDBACK

School Boundary Review Criteria

Does this school boundary option...

	NO	SOMEWHAT	YES
1. Optimize the use of existing school facilities?			✓2
2. Minimize the use of portable classrooms?	✓2		
3. Minimize school boundary adjustments over the long-term?		✓2	
4. Maximize walkers to school and minimize transportation needs?		✓1	✓1
5. Ensure that school populations are sustainably sized?			✓2
6. Give due consideration to the concept of neighbourhood and Catholic school communities?	✓1	✓1	

STRENGTHS

- Somewhat evenly distributes the number of elementary schools
- Q of H w JV – within community
- Better capacity as EF phases out of BR
- Better capacity at BR
- Elementary schools are closer to the high school i.e. less busing

WEAKNESSES

- Less sensitive to parish boundaries than other options
- FI @ Milton #3 as new school moving out OLOV
- Does not align with parish boundaries
- OLOV not with community similar characteristics
- Least balancing of students (disagree)
- Needlessly splitting OLV families for several years
- ½ kids from OLV would go to BR anyways for AP program

SUGGESTED IMPROVEMENTS

- Can't really look at Parish boundaries when there are only 2 churches