# School Boundaries | Option D2

## Description

Effective the 2022-23 school year, the FI program will be split between two schools in the FI boundary with one school taking Grades 1-5 then students transfer to another school for GR 6-8 (see map for schools). In addition, patch V47 will be redirected from St. Benedict CES to Lumen Christi CES.
GR5-8 students from V47 will be grandfathered at St. Benedict CES until graduation. GR 2-3 students at St. Scholastica and GR 4-5 students at St. Benedict CES in the 2021-22 school year will attend St. Benedict for GR 6-8.

## Boundary Maps

### Regular Track

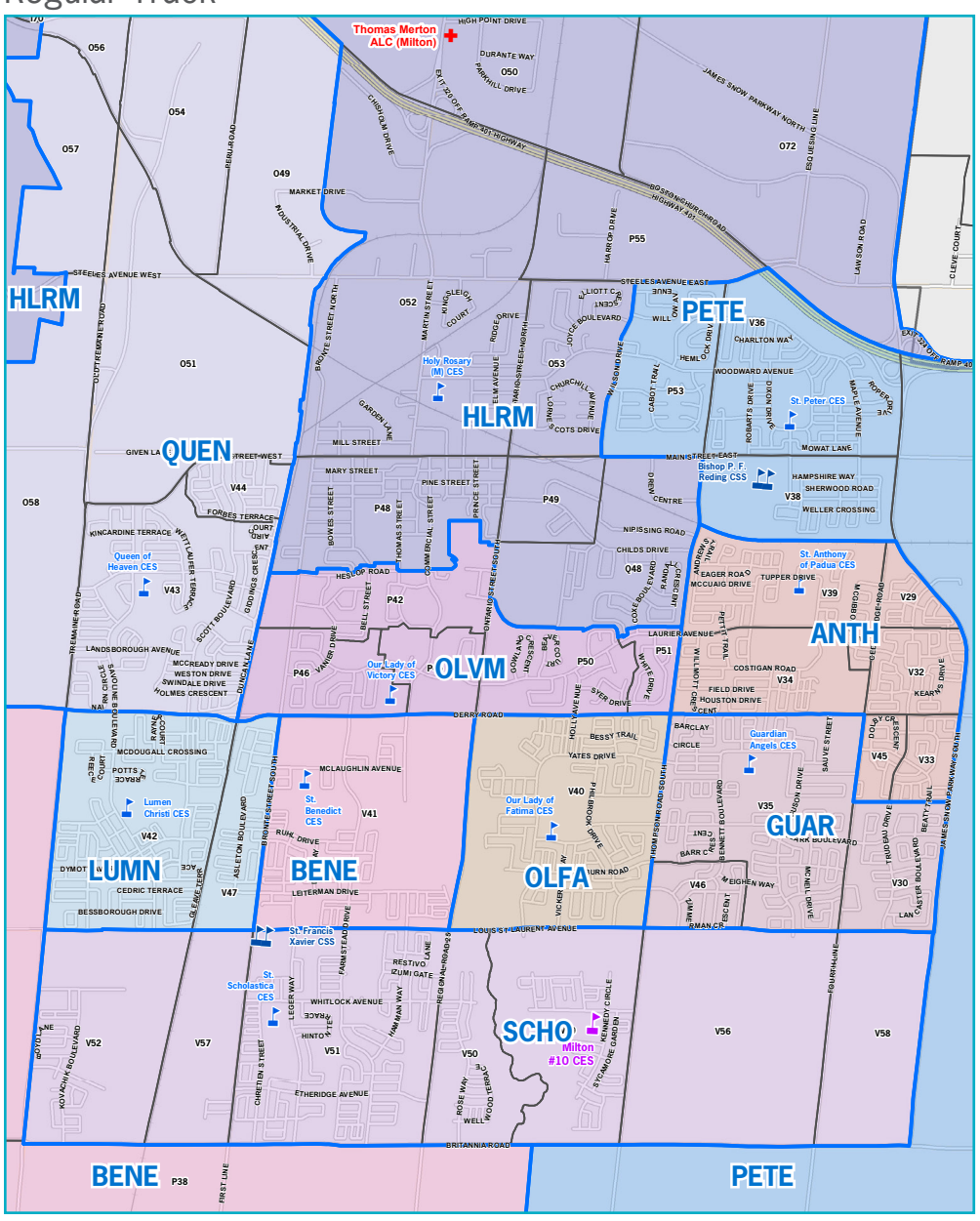


### French Immersion

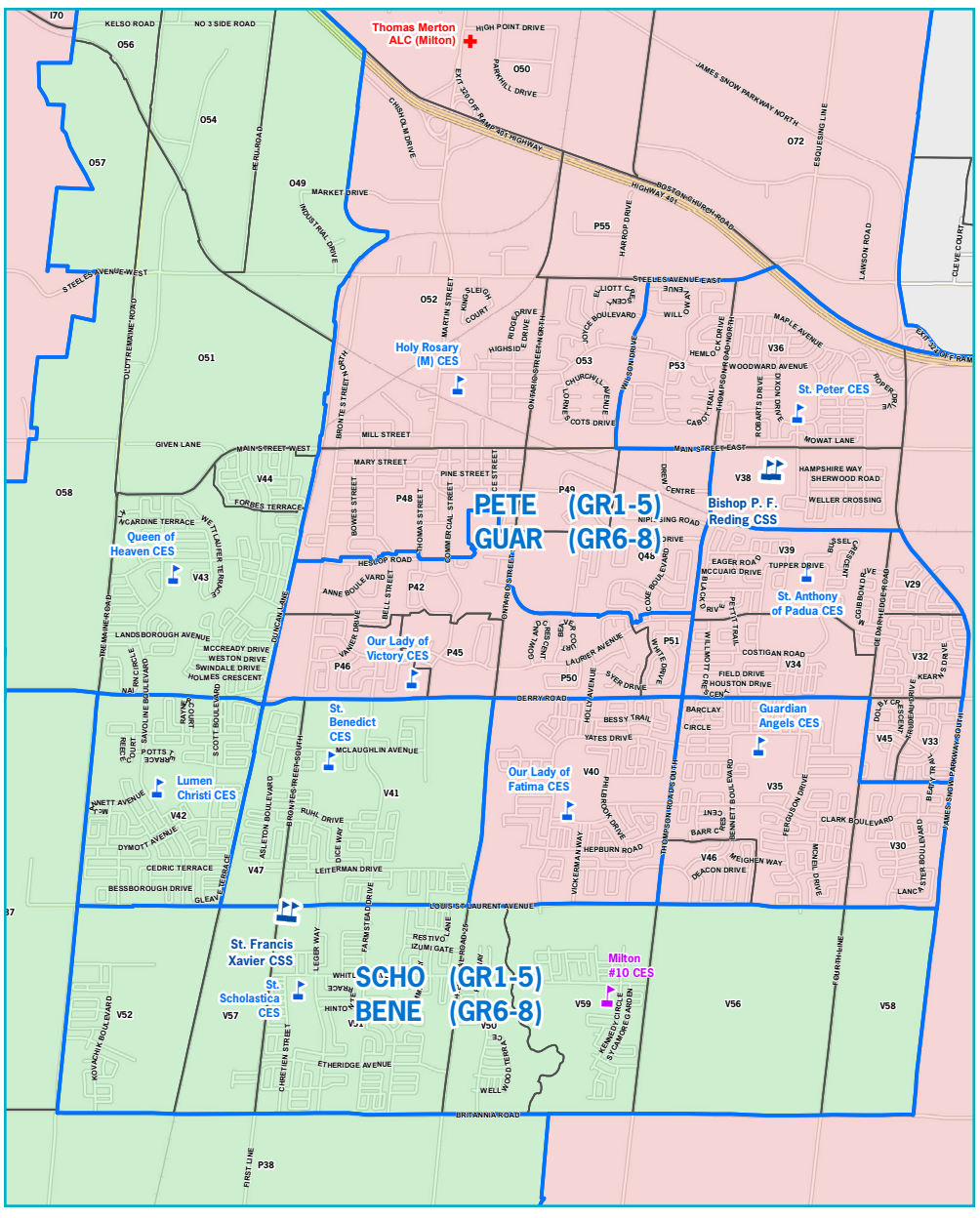


## Enrolment Graphs

Holy Rosary (M) CES
HLRM
ExF SE

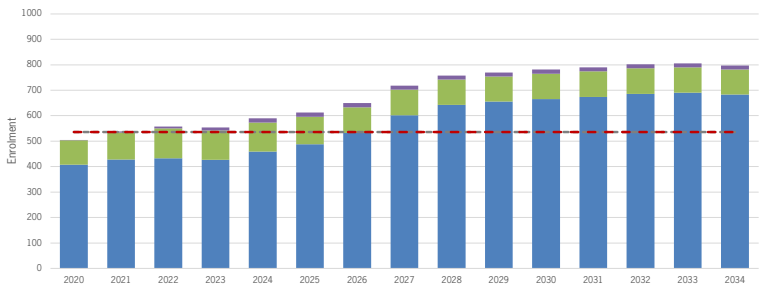

Our Lady of Victory CES
OLVM
GI SE

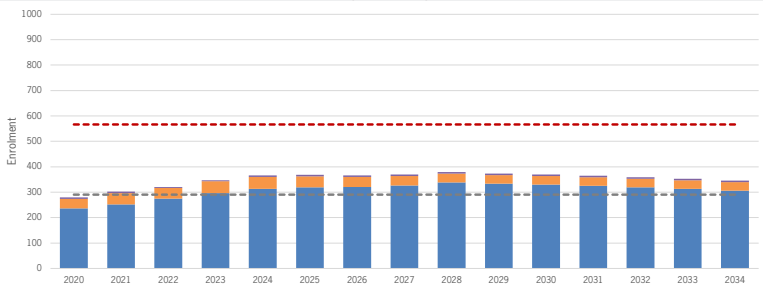

St. Peter CES
PETE
FI

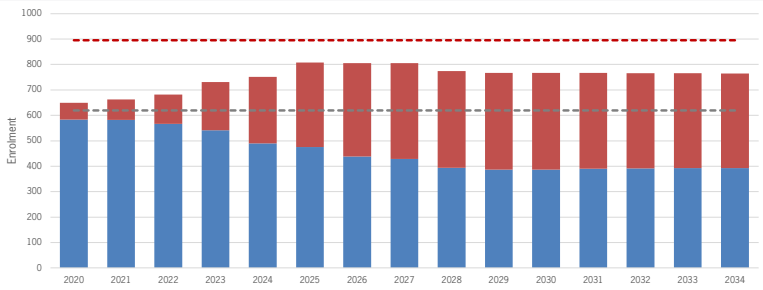

St. Anthony of Padua CES
ANTH

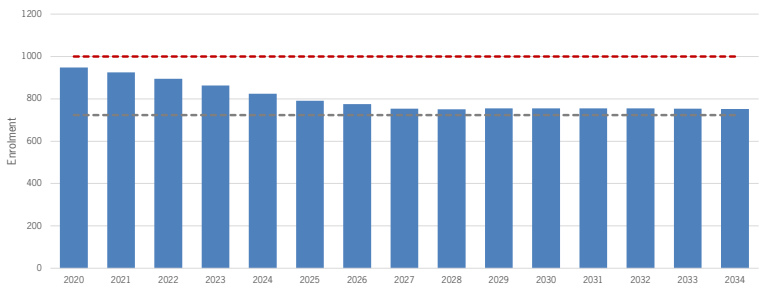

Guardian Angels CES
GUAR
FI

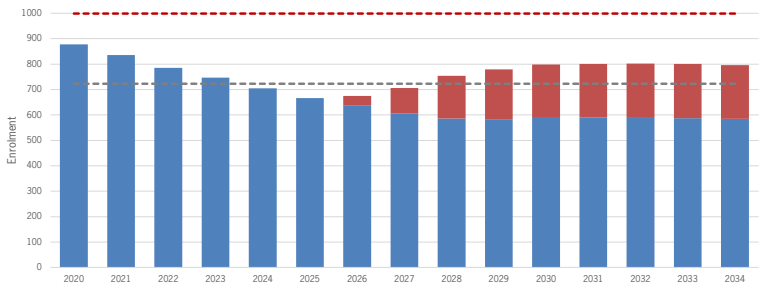

Our Lady of Fatima CES
OLFA
ExF

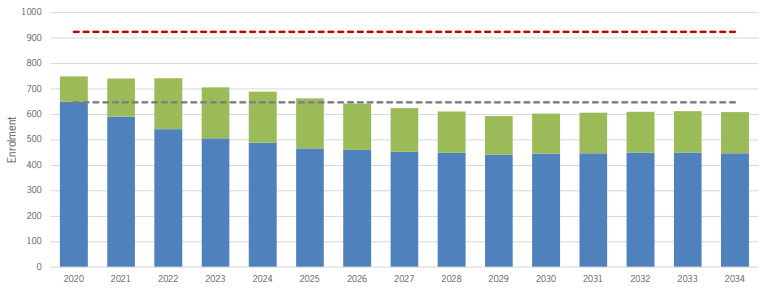

Queen of Heaven CES
QUEN

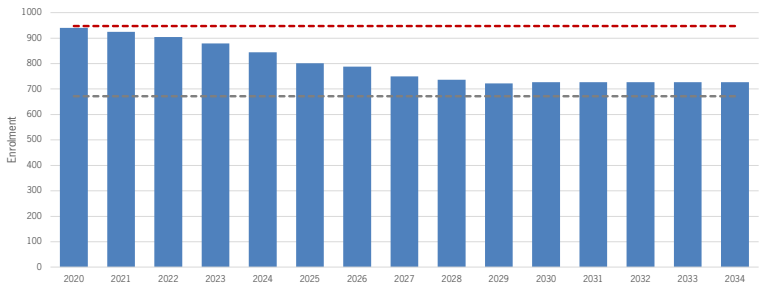

Lumen Christi CES
LUMN
ExF

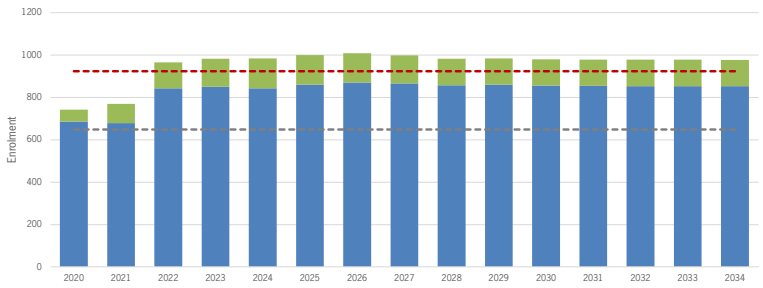

St. Benedict CES
BENE
FI

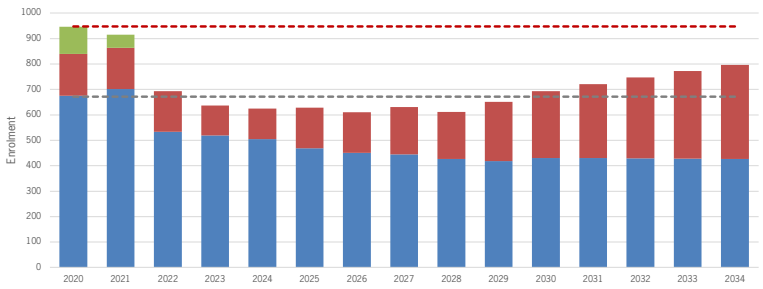

Legend for Graphs: RT, FI, ExF, GI, SE, MIL10 Hold., FBC, Site Cap.

# School Boundaries | Option D2

## Enrolment Tables

| | Program | FBC | Portables | Total | 2020 | 2021 | 2022 | 2023 | 2024 | 2025 | 2026 | 2027 | 2028 | 2029 | 2030 | 2031 | 2032 | 2033 | 2034 |
|---|---|---|---|---|---|---|---|---|---|---|---|---|---|---|---|---|---|---|---|
| **Holy Rosary (M) CES** | RT | 536 | Maximum 0 Port. Cap. 0 | 536 | 407 | 428 | 433 | 427 | 459 | 487 | 532 | 602 | 643 | 656 | 665 | 674 | 686 | 690 | 684 |
| | FI | | | | | | | | | | | | | | | | | | |
| | ExF | | | | 97 | 105 | 117 | 115 | 114 | 109 | 102 | 101 | 99 | 98 | 100 | 100 | 101 | 100 | 98 |
| | SE | | | | 1 | 5 | 8 | 12 | 16 | 16 | 16 | 16 | 16 | 16 | 16 | 16 | 16 | 16 | 16 |
| | **Total** | | | | **505** | **538** | **558** | **553** | **589** | **612** | **649** | **719** | **758** | **769** | **781** | **790** | **802** | **806** | **797** |
| | Available Pupil Places | | | | 31 | -2 | -22 | -17 | -53 | -76 | -113 | -183 | -222 | -233 | -245 | -254 | -266 | -270 | -261 |
| | Portable Classrooms(+)/Surplus Classrooms(-) | | | | **-1** | **1** | **1** | **1** | **3** | **4** | **5** | **8** | **10** | **11** | **11** | **12** | **12** | **12** | **12** |
| | Percent Utilization | | | | 94% | 100% | 104% | 103% | 110% | 114% | 121% | 134% | 141% | 144% | 146% | 147% | 150% | 150% | 149% |
| **Our Lady of Victory CES** | RT | 291 | Maximum 12 Port. Cap. 276 | 567 | 236 | 252 | 275 | 296 | 313 | 319 | 321 | 327 | 339 | 334 | 330 | 325 | 319 | 313 | 306 |
| | FI | | | | | | | | | | | | | | | | | | |
| | ExF | | | | | | | | | | | | | | | | | | |
| | GI | | | | 38 | 44 | 42 | 47 | 47 | 44 | 40 | 37 | 34 | 33 | 34 | 34 | 34 | 34 | 34 |
| | SE | | | | 6 | 6 | 4 | 5 | 6 | 6 | 6 | 6 | 6 | 6 | 6 | 6 | 6 | 6 | 6 |
| | **Total** | | | | **280** | **302** | **321** | **347** | **366** | **369** | **367** | **370** | **379** | **373** | **370** | **365** | **360** | **353** | **346** |
| | Available Pupil Places | | | | 11 | -11 | -30 | -56 | -75 | -78 | -76 | -79 | -88 | -82 | -79 | -74 | -69 | -62 | -55 |
| | Portable Classrooms(+)/Surplus Classrooms(-) | | | | **0** | **1** | **2** | **3** | **4** | **4** | **4** | **4** | **4** | **4** | **4** | **4** | **3** | **3** | **3** |
| | Percent Utilization | | | | 96% | 104% | 110% | 119% | 126% | 127% | 126% | 127% | 130% | 128% | 127% | 126% | 124% | 121% | 119% |
| **St. Peter CES** | RT | 619 | Maximum 12 Port. Cap. 276 | 895 | 583 | 582 | 567 | 541 | 489 | 475 | 439 | 428 | 394 | 386 | 387 | 390 | 391 | 392 | 392 |
| | FI | | | | 66 | 81 | 115 | 189 | 262 | 333 | 367 | 377 | 380 | 381 | 381 | 377 | 375 | 373 | 372 |
| | ExF | | | | | | | | | | | | | | | | | | |
| | **Total** | | | | **649** | **662** | **682** | **731** | **752** | **808** | **805** | **805** | **774** | **767** | **767** | **767** | **766** | **765** | **764** |
| | Available Pupil Places | | | | -30 | -43 | -63 | -112 | -133 | -189 | -186 | -186 | -155 | -148 | -148 | -148 | -147 | -146 | -145 |
| | Portable Classrooms(+)/Surplus Classrooms(-) | | | | **2** | **2** | **3** | **5** | **6** | **9** | **9** | **9** | **7** | **7** | **7** | **7** | **7** | **7** | **7** |
| | Percent Utilization | | | | 105% | 107% | 110% | 118% | 121% | 131% | 130% | 130% | 125% | 124% | 124% | 124% | 124% | 124% | 123% |
| **St. Anthony of Padua CES** | RT | 723 | Maximum 12 Port. Cap. 276 | 999 | 948 | 924 | 894 | 862 | 825 | 790 | 775 | 753 | 751 | 755 | 754 | 755 | 755 | 753 | 752 |
| | FI | | | | | | | | | | | | | | | | | | |
| | ExF | | | | | | | | | | | | | | | | | | |
| | **Total** | | | | **948** | **924** | **894** | **862** | **825** | **790** | **775** | **753** | **751** | **755** | **754** | **755** | **755** | **753** | **752** |
| | Available Pupil Places | | | | -225 | -201 | -171 | -139 | -102 | -67 | -52 | -30 | -28 | -32 | -31 | -32 | -32 | -30 | -29 |
| | Portable Classrooms(+)/Surplus Classrooms(-) | | | | **10** | **9** | **8** | **7** | **5** | **3** | **3** | **2** | **2** | **2** | **2** | **2** | **2** | **2** | **2** |
| | Percent Utilization | | | | 131% | 128% | 124% | 119% | 114% | 109% | 107% | 104% | 104% | 104% | 104% | 104% | 104% | 104% | 104% |
| **Guardian Angels CES** | RT | 723 | Maximum 12 Port. Cap. 276 | 999 | 878 | 835 | 785 | 746 | 705 | 667 | 636 | 606 | 586 | 581 | 592 | 591 | 589 | 587 | 584 |
| | FI | | | | 0 | 0 | 0 | 0 | 0 | 0 | 39 | 101 | 168 | 198 | 206 | 210 | 213 | 214 | 212 |
| | ExF | | | | | | | | | | | | | | | | | | |
| | **Total** | | | | **878** | **835** | **785** | **746** | **705** | **667** | **675** | **706** | **754** | **779** | **798** | **801** | **801** | **801** | **796** |
| | Available Pupil Places | | | | -155 | -112 | -62 | -23 | 18 | 56 | 48 | 17 | -31 | -56 | -75 | -78 | -78 | -78 | -73 |
| | Portable Classrooms(+)/Surplus Classrooms(-) | | | | **7** | **5** | **3** | **2** | **0** | **-2** | **-2** | **0** | **2** | **3** | **4** | **4** | **4** | **4** | **4** |
| | Percent Utilization | | | | 121% | 115% | 109% | 103% | 97% | 92% | 93% | 98% | 104% | 108% | 110% | 111% | 111% | 111% | 110% |
| **Our Lady of Fatima CES** | RT | 648 | Maximum 12 Port. Cap. 276 | 924 | 650 | 591 | 542 | 507 | 490 | 467 | 461 | 453 | 450 | 441 | 446 | 448 | 450 | 450 | 448 |
| | FI | | | | | | | | | | | | | | | | | | |
| | ExF | | | | 99 | 151 | 200 | 200 | 200 | 196 | 182 | 171 | 162 | 153 | 158 | 159 | 161 | 162 | 162 |
| | **Total** | | | | **749** | **742** | **742** | **707** | **690** | **663** | **643** | **624** | **612** | **594** | **604** | **607** | **611** | **612** | **610** |
| | Available Pupil Places | | | | -101 | -94 | -94 | -59 | -42 | -15 | 5 | 24 | 37 | 54 | 45 | 41 | 37 | 36 | 39 |
| | Portable Classrooms(+)/Surplus Classrooms(-) | | | | **5** | **5** | **5** | **3** | **2** | **1** | **0** | **-1** | **-1** | **-2** | **-1** | **-1** | **-1** | **-1** | **-1** |
| | Percent Utilization | | | | 116% | 114% | 114% | 109% | 106% | 102% | 99% | 96% | 94% | 92% | 93% | 94% | 94% | 95% | 94% |
| **Queen of Heaven CES** | RT | 671 | Maximum 12 Port. Cap. 276 | 947 | 940 | 925 | 905 | 879 | 844 | 801 | 788 | 750 | 737 | 722 | 726 | 726 | 726 | 726 | 726 |
| | FI | | | | | | | | | | | | | | | | | | |
| | ExF | | | | | | | | | | | | | | | | | | |
| | **Total** | | | | **940** | **925** | **905** | **879** | **844** | **801** | **788** | **750** | **737** | **722** | **726** | **726** | **726** | **726** | **726** |
| | Available Pupil Places | | | | -269 | -254 | -234 | -208 | -173 | -130 | -117 | -79 | -66 | -51 | -55 | -55 | -55 | -55 | -55 |
| | Portable Classrooms(+)/Surplus Classrooms(-) | | | | **12** | **12** | **11** | **10** | **8** | **6** | **6** | **4** | **3** | **3** | **3** | **3** | **3** | **3** | **3** |
| | Percent Utilization | | | | 140% | 138% | 135% | 131% | 126% | 119% | 117% | 112% | 110% | 108% | 108% | 108% | 108% | 108% | 108% |
| **Lumen Christi CES** | RT | 648 | Maximum 12 Port. Cap. 276 | 924 | 686 | 679 | 843 | 851 | 843 | 860 | 870 | 867 | 857 | 860 | 856 | 854 | 854 | 854 | 854 |
| | FI | | | | | | | | | | | | | | | | | | |
| | ExF | | | | 56 | 90 | 123 | 132 | 141 | 140 | 138 | 132 | 126 | 124 | 124 | 124 | 124 | 124 | 124 |
| | **Total** | | | | **742** | **769** | **966** | **983** | **984** | **1000** | **1008** | **999** | **983** | **984** | **980** | **978** | **978** | **978** | **978** |
| | Available Pupil Places | | | | -94 | -121 | -318 | -335 | -336 | -352 | -360 | -351 | -335 | -336 | -332 | -330 | -330 | -330 | -330 |
| | Portable Classrooms(+)/Surplus Classrooms(-) | | | | **5** | **6** | **14** | **15** | **15** | **16** | **16** | **16** | **15** | **15** | **15** | **15** | **15** | **15** | **15** |
| | Percent Utilization | | | | 115% | 119% | 149% | 152% | 152% | 154% | 156% | 154% | 152% | 152% | 151% | 151% | 151% | 151% | 151% |
| **St. Benedict CES** | RT | 671 | Maximum 12 Port. Cap. 276 | 947 | 675 | 702 | 533 | 519 | 504 | 469 | 451 | 444 | 426 | 418 | 430 | 430 | 429 | 428 | 426 |
| | FI | | | | 165 | 162 | 160 | 117 | 120 | 159 | 160 | 186 | 185 | 232 | 263 | 291 | 318 | 344 | 370 |
| | ExF | | | | 106 | 52 | 0 | 0 | 0 | 0 | 0 | 0 | 0 | 0 | 0 | 0 | 0 | 0 | 0 |
| | **Total** | | | | **946** | **915** | **693** | **636** | **624** | **628** | **611** | **630** | **611** | **651** | **693** | **721** | **747** | **772** | **796** |
| | Available Pupil Places | | | | -275 | -244 | -22 | 35 | 47 | 43 | 60 | 41 | 60 | 20 | -22 | -50 | -76 | -101 | -125 |
| | Portable Classrooms(+)/Surplus Classrooms(-) | | | | **12** | **11** | **1** | **-1** | **-2** | **-1** | **-2** | **-1** | **-2** | **0** | **1** | **3** | **4** | **5** | **6** |
| | Percent Utilization | | | | 141% | 136% | 103% | 95% | 93% | 94% | 91% | 94% | 91% | 97% | 103% | 107% | 111% | 115% | 119% |
| **St. Scholastica CES** | RT | 671 | Maximum 12 Port. Cap. 276 | 947 | 496 | 586 | 718 | 865 | 1006 | 1119 | 1231 | 1320 | 1364 | 1393 | 1436 | 1443 | 1442 | 1419 | 1400 |
| | FI | | | | 137 | 178 | 250 | 330 | 381 | 404 | 474 | 525 | 574 | 622 | 668 | 714 | 761 | 807 | 853 |
| | ExF | | | | | | | | | | | | | | | | | | |
| | MIL10 Hold. | | | | 0 | 114 | 0 | 0 | 0 | 0 | 0 | 0 | 0 | 0 | 0 | 0 | 0 | 0 | 0 |
| | **Total** | | | | **633** | **878** | **968** | **1195** | **1387** | **1523** | **1705** | **1845** | **1938** | **2014** | **2104** | **2157** | **2203** | **2226** | **2252** |
| | Available Pupil Places | | | | 38 | -207 | -297 | -524 | -716 | -852 | -1034 | -1174 | -1267 | -1343 | -1433 | -1486 | -1532 | -1555 | -1581 |
| | Portable Classrooms(+)/Surplus Classrooms(-) | | | | **-1** | **10** | **13** | **23** | **32** | **38** | **45** | **52** | **56** | **59** | **63** | **65** | **67** | **68** | **69** |
| | Percent Utilization | | | | 94% | 131% | 144% | 178% | 207% | 227% | 254% | 275% | 289% | 300% | 314% | 321% | 328% | 332% | 336% |
| **Milton #10 CES** | MIL10 Hold. | 671 | Maximum 12 276 | 947 | 0 | 0 | 175 | 329 | 504 | 791 | 1194 | 1586 | 1993 | 2357 | 2757 | 3174 | 3582 | 3870 | 4137 |
| | FI | | | | | | | | | | | | | | | | | | |
| | ExF | | | | | | | | | | | | | | | | | | |
| | **Total** | | | | **0** | **0** | **175** | **329** | **504** | **791** | **1194** | **1586** | **1993** | **2357** | **2757** | **3174** | **3582** | **3870** | **4137** |
| | Available Pupil Places | | | | 671 | 671 | 496 | 342 | 167 | -120 | -523 | -915 | -1322 | -1686 | -2086 | -2503 | -2911 | -3199 | -3466 |
| | Portable Classrooms(+)/Surplus Classrooms(-) | | | | **-29** | **-29** | **-21** | **-14** | **-7** | **6** | **23** | **40** | **58** | **74** | **91** | **109** | **127** | **140** | **151** |
| | Percent Utilization | | | | 0% | 0% | 26% | 49% | 75% | 118% | 178% | 236% | 297% | 351% | 411% | 473% | 534% | 577% | 617% |
| **TOTAL** | | | | | **7270** | **7490** | **7688** | **7968** | **8269** | **8653** | **9220** | **9787** | **10290** | **10765** | **11335** | **11841** | **12331** | **12663** | **12955** |

## Enrolment Graphs (cont.)

St. Scholastica CES
SCHO
FI

Estimated students for the Milton #10 CES are separated in projections. Final boundary not yet determined.

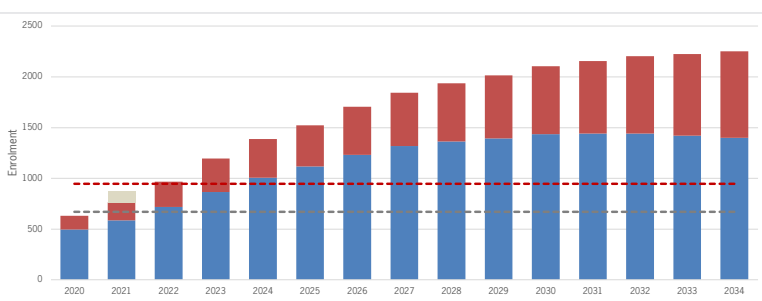


Milton #10 CES
MIL10
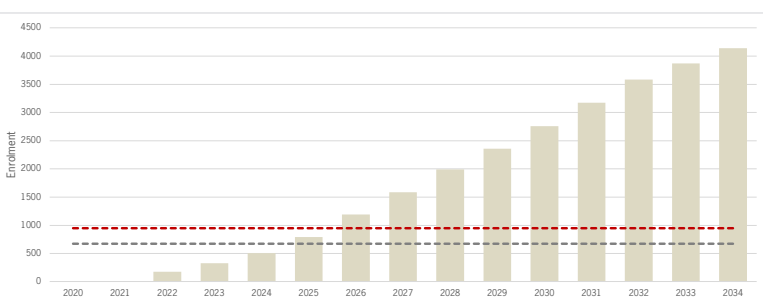
Final boundary not yet determined.