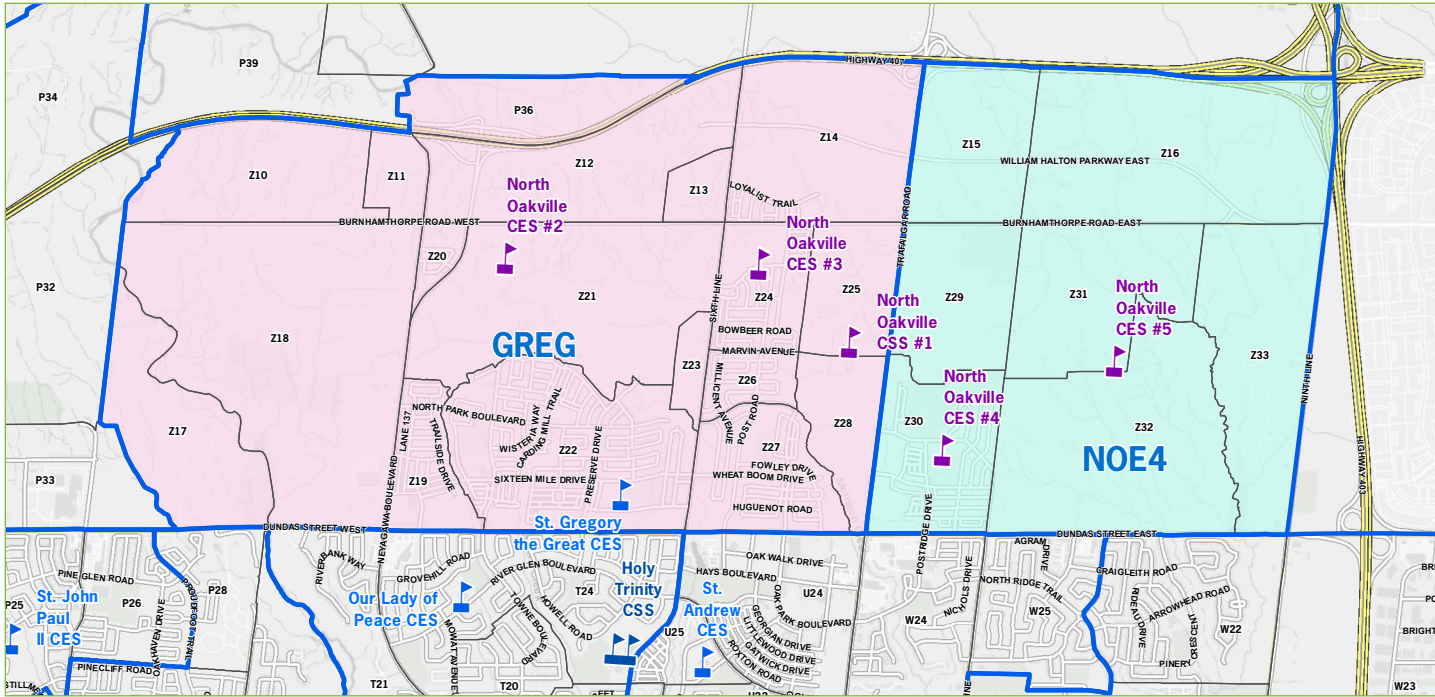




Boundary Options

Option 1

Boundary Map

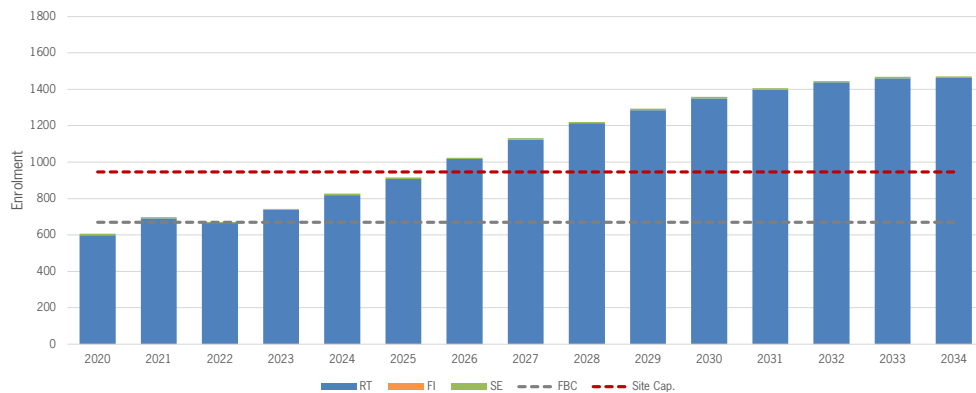


Description

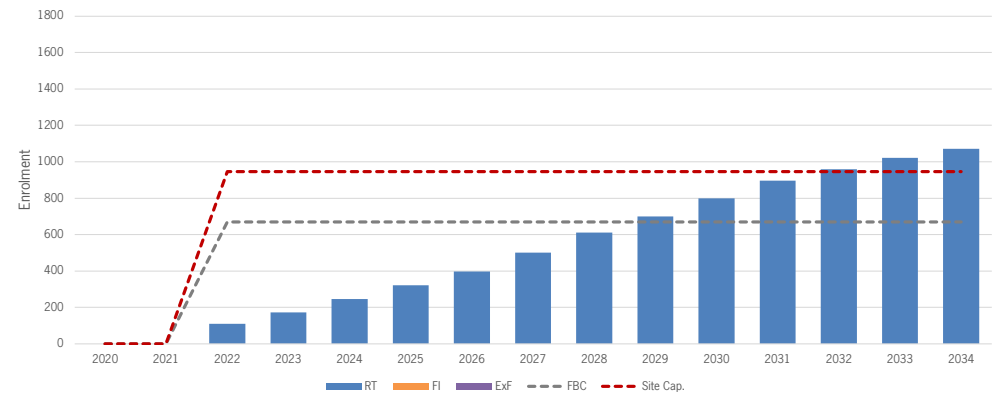
- Starting in the 2022-2023 school year, Regular Track students living east of Trafalgar Road will attend the new North Oakville #4 CES.
- Regular Track students living west of Trafalgar Road will attend St. Gregory the Great CES.
- Grade 8 Regular Track students living east of Trafalgar Road for the 2022-2023 school year will be grandfathered at St. Gregory the Great CES.
- Secondary school boundaries in North Oakville remain unchanged, with students east of Sixth Line attending Holy Trinity CSS and students west of Sixth Line attending St. Ignatius of Loyola CSS.

Enrolment Charts

St. Gregory the Great CES (GREG)



North Oakville #4 CES (NOE4)





Boundary Options

Option 1

Enrolment Tables

		Program	FBC	Portables	Total	2020	2021	2022	2023	2024	2025	2026	2027	2028	2029	2030	2031	2032	2033	2034					
St. Gregory the Great CES	RT	671	Maximum 12	Port. Cap. 276	947	597	692	664	738	819	908	1016	1123	1213	1286	1350	1398	1438	1460	1462					
	FI																								
	ExF																								
	SE																								
	Total					606	698	671	744	827	916	1024	1131	1221	1294	1358	1406	1446	1468	1470					
	Available Pupil Places					65	-27	0	-73	-156	-245	-353	-460	-550	-623	-687	-735	-775	-797	-799					
Portable Classrooms(+)/Surplus Classrooms(-)					-2	2	0	4	7	11	16	20	24	28	30	32	34	35	35						
Percent Utilization					90%	104%	100%	111%	123%	136%	153%	169%	182%	193%	202%	209%	215%	219%							
North Oakville #4 CES	RT	671	Maximum 12	Port. Cap. 276	947	0	0	110	173	246	322	398	502	612	700	799	896	959	1022	1071					
	FI																								
	ExF																								
	Total								0	0	110	173	246	322	398	502	612	700	799	896	959	1022	1071		
	Available Pupil Places					0	0	561	498	425	349	273	170	59	-29	-128	-225	-288	-351	-400					
	Portable Classrooms(+)/Surplus Classrooms(-)					0	0	-24	-21	-18	-15	-11	-7	-2	2	6	10	13	16	18					
Percent Utilization					N/A	N/A	16%	26%	37%	48%	59%	75%	91%	104%	119%	133%	143%	152%	160%						
<i>Anticipated North Oakville #4 CES opening</i>																									
TOTAL						606	698	781	916	1073	1238	1423	1632	1833	1994	2157	2301	2405	2490	2542					

Notes