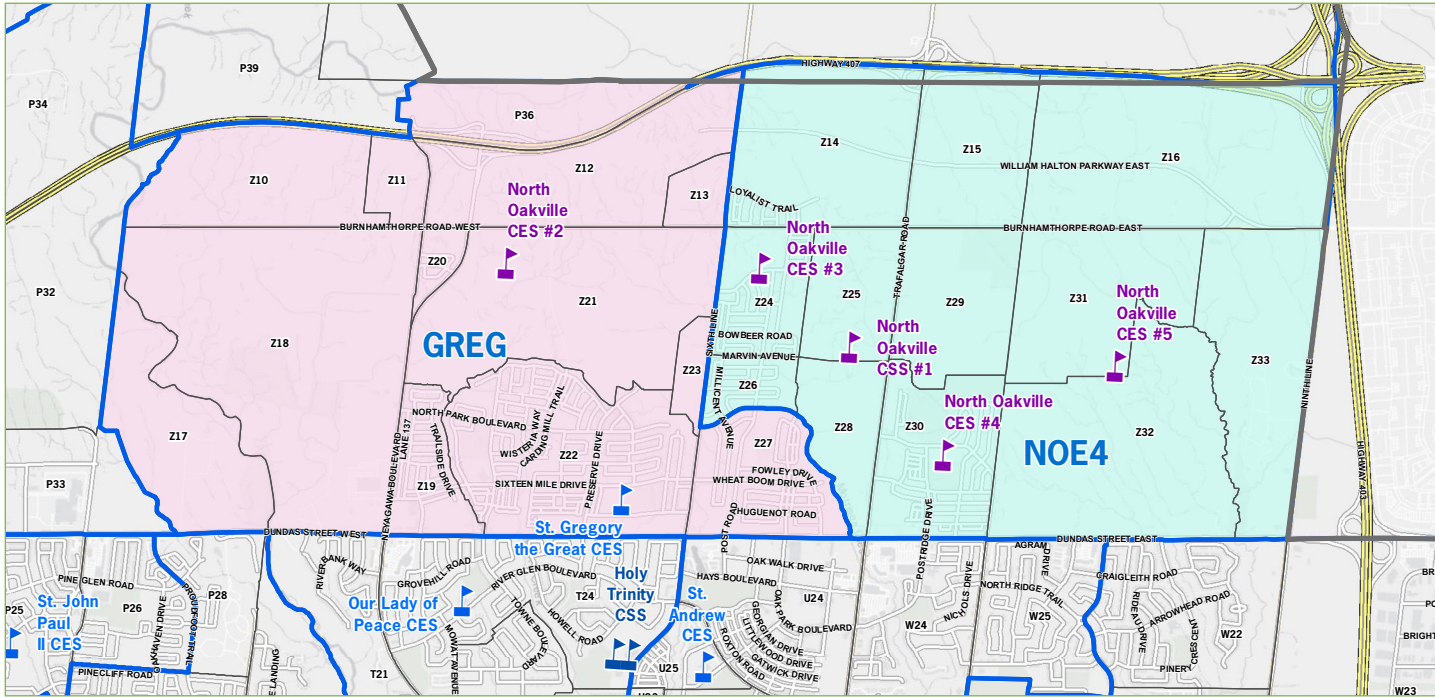




Boundary Options

Option 3

Boundary Map

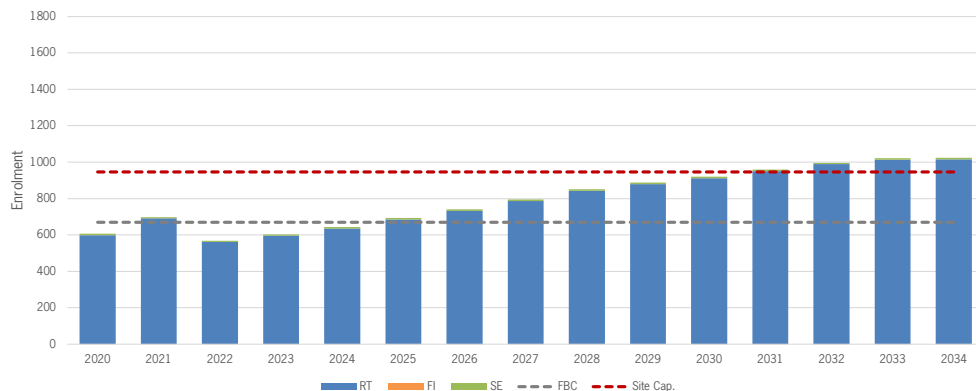


Description

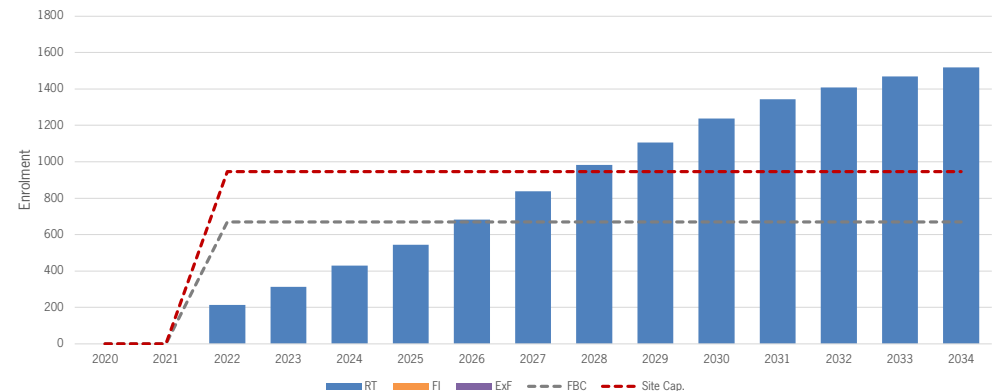
- Starting in the 2022-2023 school year, Regular Track students living east of Sixth Line, with the exception of Study Area Z27 will attend the new North Oakville #4 CES.
- Regular Track students living west of Sixth Line and in Study Areas Z27 will attend St. Gregory the Great CES.
- Grade 8 Regular Track students living east of Sixth Line with the exception of Study Area Z27 for the 2022-2023 school year will be grandfathered at St. Gregory the Great CES.
- Secondary school boundaries in North Oakville remain unchanged, with students east of Sixth Line attending Holy Trinity CSS and students west of Sixth Line attending St. Ignatius of Loyola CSS.

Enrolment Charts

St. Gregory the Great CES (GREG)



North Oakville #4 CES (NOE4)





Boundary Options

Option 3

Enrolment Tables

		Program	FBC	Portables	Total	2020	2021	2022	2023	2024	2025	2026	2027	2028	2029	2030	2031	2032	2033	2034					
St. Gregory the Great CES	RT	671	Maximum 12	Port. Cap. 276	947	597	692	561	596	635	685	733	787	842	880	912	951	988	1012	1016					
	FI																								
	ExF																								
	SE																								
	Total					606	698	568	602	643	693	741	795	850	888	920	959	996	1020	1024					
	Available Pupil Places					65	-27	103	69	28	-22	-70	-124	-179	-217	-249	-288	-325	-349	-353					
Portable Classrooms(+)/Surplus Classrooms(-)					-2	2	-4	-2	-1	1	4	6	8	10	11	13	15	16	16						
Percent Utilization					90%	104%	85%	90%	96%	103%	110%	118%	127%	132%	137%	143%	148%	152%	153%						
North Oakville #4 CES	RT	671	Maximum 12	Port. Cap. 276	947	0	0	213	314	430	545	682	837	983	1107	1237	1343	1409	1469	1518					
	FI																								
	ExF																								
	Total								0	0	213	314	430	545	682	837	983	1107	1237	1343	1409	1469	1518		
	Available Pupil Places					0	0	458	357	241	126	-11	-166	-312	-436	-566	-672	-738	-798	-847					
	Portable Classrooms(+)/Surplus Classrooms(-)					0	0	-19	-15	-10	-5	1	8	14	19	25	30	33	35	37					
Percent Utilization					N/A	N/A	32%	47%	64%	81%	102%	125%	146%	165%	184%	200%	210%	219%	226%						
						<i>Anticipated North Oakville #4 CES opening</i>																			
TOTAL						606	698	781	916	1073	1238	1423	1632	1833	1994	2157	2301	2405	2490	2542					

Notes