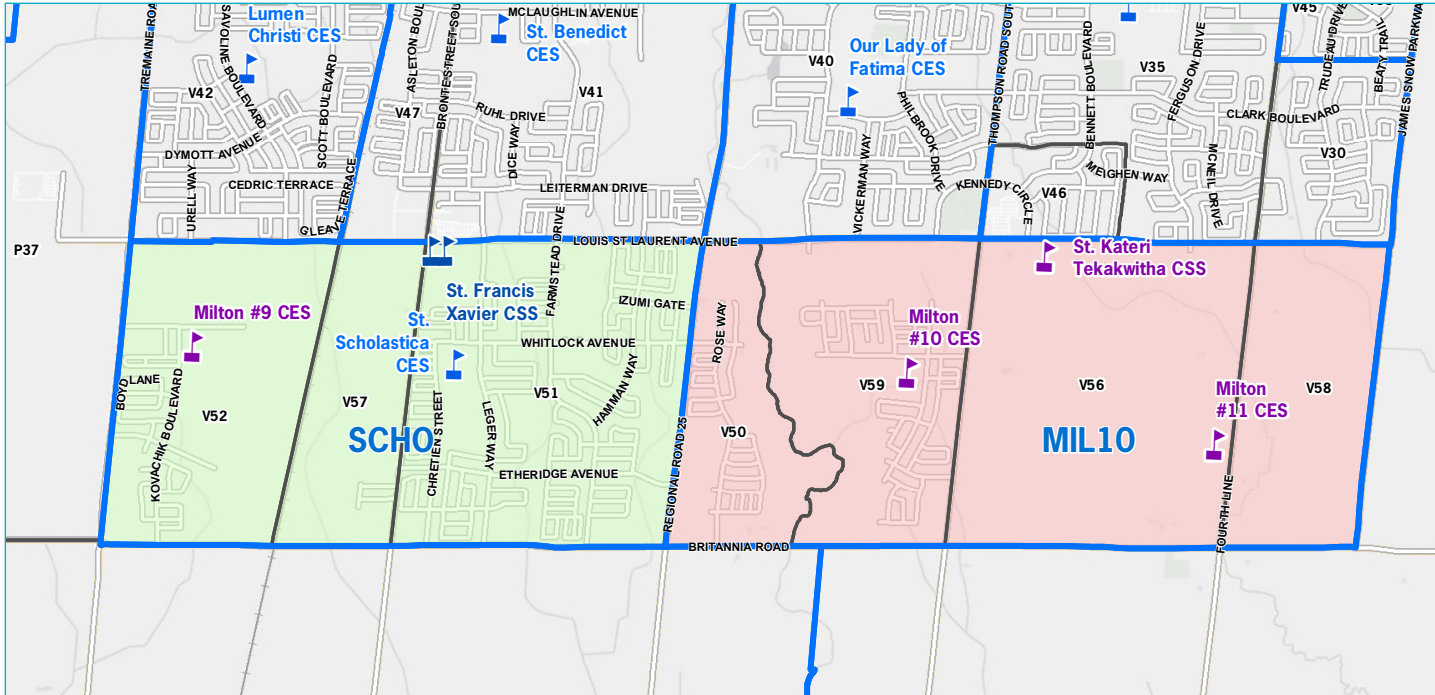




# Boundary Options

## Option 1

### Boundary Map

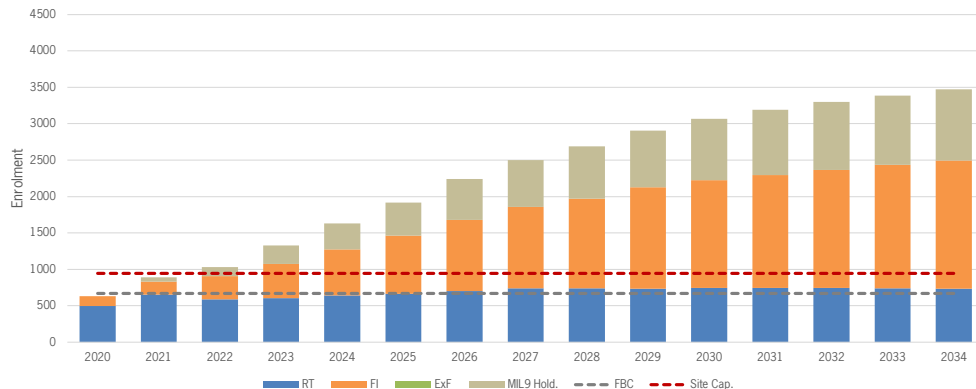


### Description

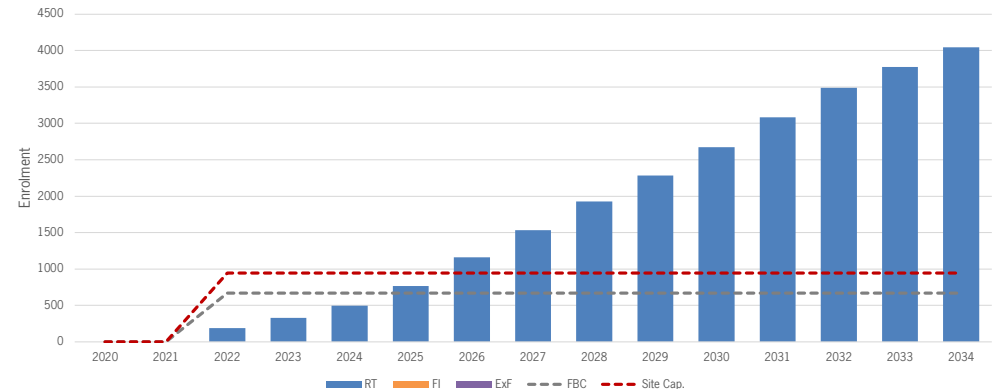
- Starting in the 2022-2023 school year, Regular Track students living east of Regional Road 25 will attend the new Milton #10 CES.
- Regular Track students living west of Regional Road 25 will attend St. Scholastica CES.
- Grade 8 Regular Track students living east of Regional Road 25 for the 2022-2023 will be grandfathered at St. Scholastica CES.
- Milton #10 CES students will need to be temporarily held at a different facility from the 2022-23 school year until the Milton #10 CES becomes available following the transfer of the St. Kateri Tekakwitha CSS to its new facility.

### Enrolment Charts

St. Scholastica CES (SCHO)



Milton #10 CES (MIL10)





# Boundary Options

## Option 1

### Enrolment Tables

		Program	FBC	Portables	Total	2020	2021	2022	2023	2024	2025	2026	2027	2028	2029	2030	2031	2032	2033	2034			
<b>St. Scholastica CES</b>	RT	671	Maximum 12	Port. Cap. 276	947	496	651	590	607	644	663	703	738	739	732	747	743	742	737	732			
	FI					137	178	315	466	628	797	974	1118	1232	1392	1477	1552	1625	1695	1765			
	ExF																						
	MIL9 Hold.					0	59	127	254	361	458	561	644	716	781	842	894	932	952	974			
	<b>Total</b>	<b>633</b>	<b>888</b>	<b>1031</b>	<b>1327</b>	<b>1633</b>	<b>1918</b>	<b>2238</b>	<b>2500</b>	<b>2686</b>	<b>2905</b>	<b>3066</b>	<b>3189</b>	<b>3299</b>	<b>3384</b>	<b>3471</b>							
	Available Pupil Places	38	-217	-360	-656	-962	-1247	-1567	-1829	-2015	-2234	-2395	-2518	-2628	-2713	-2800							
	Portable Classrooms(+)/Surplus Classrooms(-)	<b>-1</b>	<b>10</b>	<b>16</b>	<b>29</b>	<b>42</b>	<b>55</b>	<b>69</b>	<b>80</b>	<b>88</b>	<b>98</b>	<b>105</b>	<b>110</b>	<b>115</b>	<b>118</b>	<b>122</b>							
Percent Utilization	94%	132%	154%	198%	243%	286%	334%	373%	400%	433%	457%	475%	492%	504%	517%								
<b>Milton #10 CES</b>	RT	671	Maximum 12	Port. Cap. 276	947	0	0	191	328	496	767	1162	1535	1928	2284	2673	3084	3487	3776	4043			
	FI																						
	ExF																						
	<b>Total</b>					<b>0</b>	<b>0</b>	<b>191</b>	<b>328</b>	<b>496</b>	<b>767</b>	<b>1162</b>	<b>1535</b>	<b>1928</b>	<b>2284</b>	<b>2673</b>	<b>3084</b>	<b>3487</b>	<b>3776</b>	<b>4043</b>			
	Available Pupil Places			480	344	175	-96	-491	-864	-1257	-1613	-2002	-2413	-2816	-3105	-3372							
Portable Classrooms(+)/Surplus Classrooms(-)			<b>-20</b>	<b>-14</b>	<b>-7</b>	<b>5</b>	<b>22</b>	<b>38</b>	<b>55</b>	<b>71</b>	<b>88</b>	<b>105</b>	<b>123</b>	<b>136</b>	<b>147</b>								
Percent Utilization			28%	49%	74%	114%	173%	229%	287%	340%	398%	460%	520%	563%	603%								
						<i>Milton #10 CES required</i>			<i>Milton #11 CES target opening</i>														
						<i>Milton #9 CES required</i>																	
<b>TOTAL</b>						<b>633</b>	<b>888</b>	<b>1222</b>	<b>1654</b>	<b>2129</b>	<b>2685</b>	<b>3400</b>	<b>4035</b>	<b>4615</b>	<b>5189</b>	<b>5739</b>	<b>6274</b>	<b>6786</b>	<b>7160</b>	<b>7514</b>			

### Notes