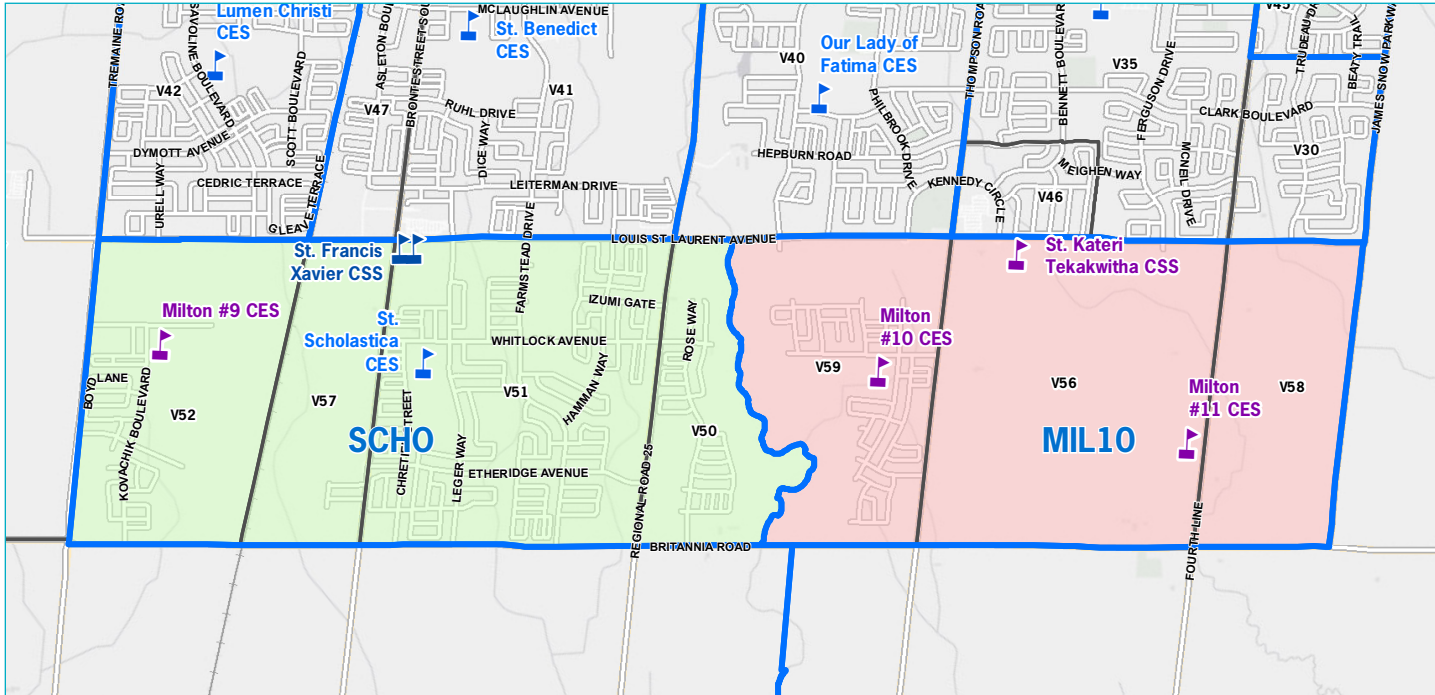




# Boundary Options

## Option 2

### Boundary Map

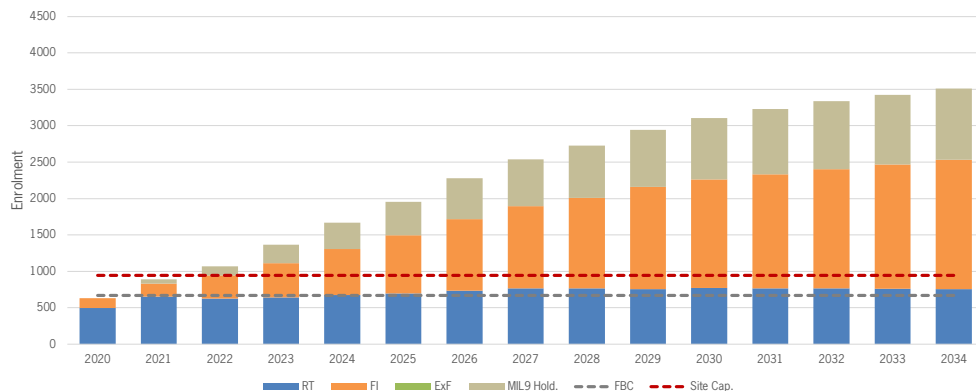


### Description

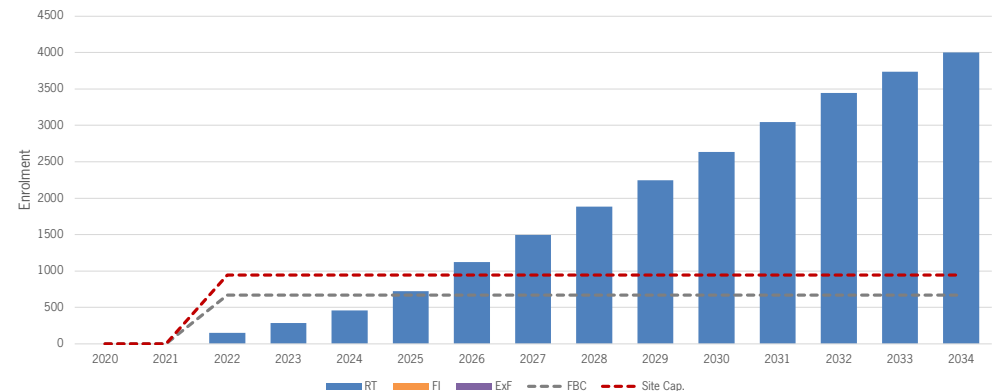
- Starting in the 2022-2023 school year, Regular Track students living east of Sixteen Mile Creek will attend the new Milton #10 CES.
- Regular Track students living west of Sixteen Mile Creek will attend St. Scholastica CES.
- Grade 8 Regular Track students living east of Sixteen Mile Creek for the 2022-2023 will be grandfathered at St. Scholastica CES.
- Milton #10 CES students will need to be temporarily held at a different facility from the 2022-23 school year until the Milton #10 CES becomes available following the transfer of the St. Kateri Tekakwitha CSS to its new facility.

### Enrolment Charts

St. Scholastica CES (SCHO)



Milton #10 CES (MIL10)





# Boundary Options

## Option 2

### Enrolment Tables

		Program	FBC	Portables	Total	2020	2021	2022	2023	2024	2025	2026	2027	2028	2029	2030	2031	2032	2033	2034
<b>St. Scholastica CES</b>	RT			Maximum 12		496	651	627	642	676	694	733	766	768	758	772	768	767	763	757
	FI					137	178	317	469	632	803	982	1127	1242	1404	1489	1563	1636	1707	1776
	ExF		671		947															
	MIL9 Hold.			Port. Cap. 276		0	59	127	254	361	458	561	644	716	781	842	894	932	952	974
	<b>Total</b>					<b>633</b>	<b>888</b>	<b>1071</b>	<b>1365</b>	<b>1669</b>	<b>1955</b>	<b>2276</b>	<b>2537</b>	<b>2725</b>	<b>2942</b>	<b>3102</b>	<b>3226</b>	<b>3336</b>	<b>3421</b>	<b>3508</b>
	Available Pupil Places					38	-217	-400	-694	-998	-1284	-1605	-1866	-2054	-2271	-2431	-2555	-2665	-2750	-2837
	Portable Classrooms(+)/Surplus Classrooms(-)					<b>-1</b>	<b>10</b>	<b>18</b>	<b>31</b>	<b>44</b>	<b>56</b>	<b>70</b>	<b>82</b>	<b>90</b>	<b>99</b>	<b>106</b>	<b>112</b>	<b>116</b>	<b>120</b>	<b>124</b>
Percent Utilization					94%	132%	160%	203%	249%	291%	339%	378%	406%	438%	462%	481%	497%	510%	523%	
<b>Milton #10 CES</b>	RT			Maximum 12		0	0	151	288	457	726	1120	1495	1885	2244	2633	3044	3447	3736	4003
	FI																			
	ExF		671		947															
	<b>Total</b>			Port. Cap. 276		<b>0</b>	<b>0</b>	<b>151</b>	<b>288</b>	<b>457</b>	<b>726</b>	<b>1120</b>	<b>1495</b>	<b>1885</b>	<b>2244</b>	<b>2633</b>	<b>3044</b>	<b>3447</b>	<b>3736</b>	<b>4003</b>
	Available Pupil Places							520	384	214	-55	-449	-824	-1214	-1573	-1962	-2373	-2776	-3065	-3332
Portable Classrooms(+)/Surplus Classrooms(-)							<b>-22</b>	<b>-16</b>	<b>-9</b>	<b>3</b>	<b>20</b>	<b>36</b>	<b>53</b>	<b>69</b>	<b>86</b>	<b>104</b>	<b>121</b>	<b>134</b>	<b>145</b>	
Percent Utilization							22%	43%	68%	108%	167%	223%	281%	334%	392%	454%	514%	557%	597%	
						<i>Milton #10 CES required</i>			<i>Milton #11 CES target opening</i>											
						<i>Milton #9 CES required</i>														
<b>TOTAL</b>						<b>633</b>	<b>888</b>	<b>1221</b>	<b>1652</b>	<b>2126</b>	<b>2681</b>	<b>3397</b>	<b>4031</b>	<b>4611</b>	<b>5185</b>	<b>5735</b>	<b>6270</b>	<b>6783</b>	<b>7157</b>	<b>7511</b>

### Notes