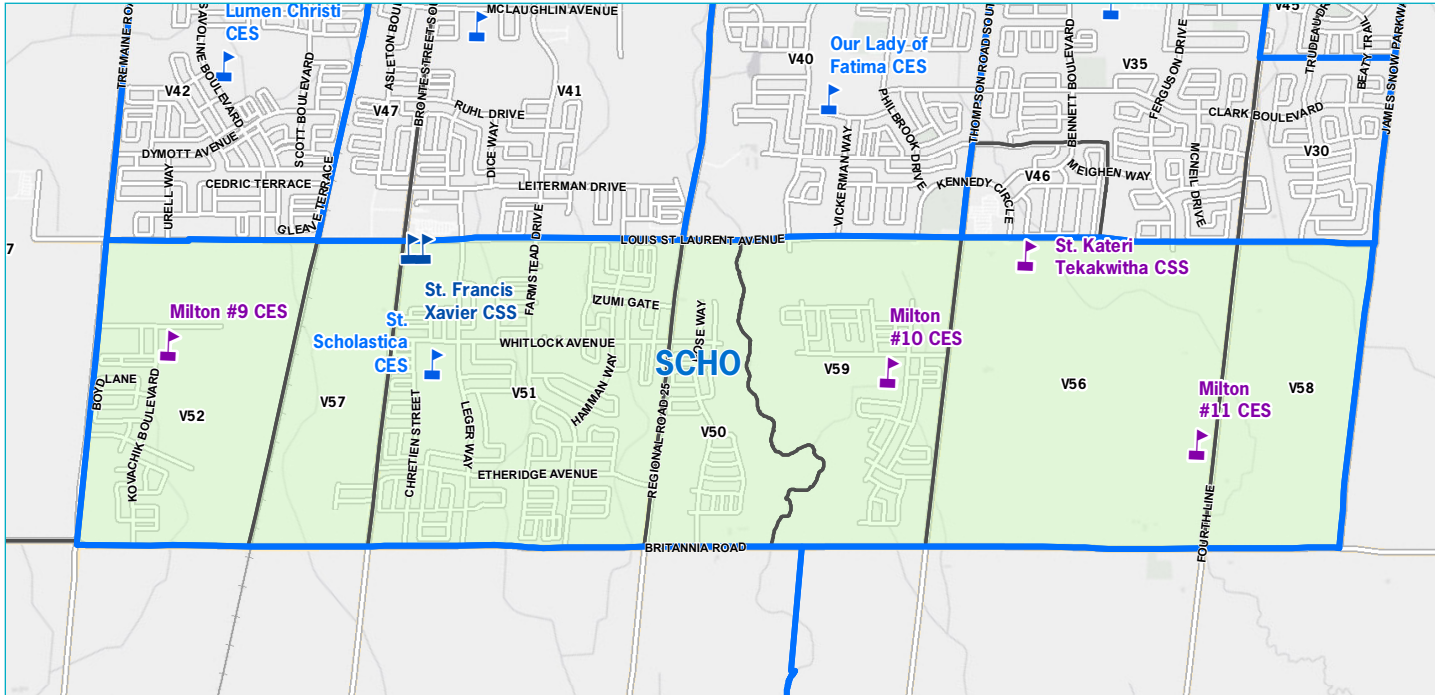




Boundary Options

Status Quo

Boundary Map

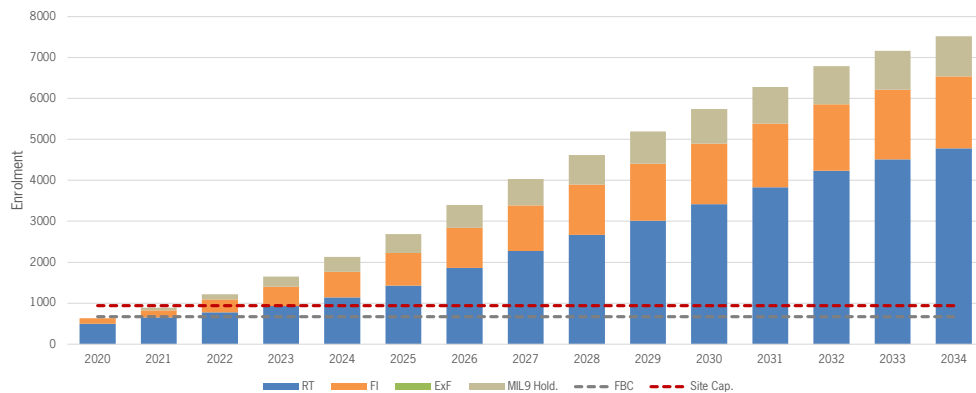


Description

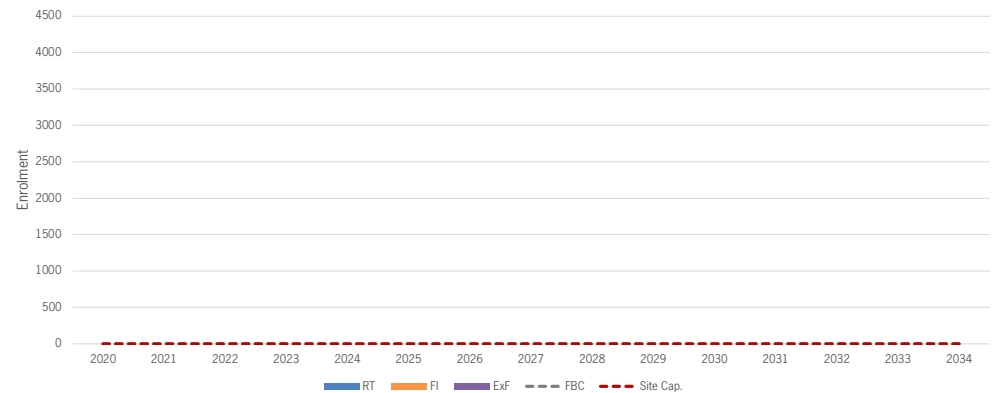
- Based on school boundaries as of the 2021-2022 school year.
- All students in the Boyne area outlined in the map on the left attend St. Scholastica CES.

Enrolment Charts

St. Scholastica CES (SCHO)



Milton #10 CES (MIL10)





Boundary Options

Status Quo

Enrolment Tables

	Program	FBC	Portables	Total	2020	2021	2022	2023	2024	2025	2026	2027	2028	2029	2030	2031	2032	2033	2034		
St. Scholastica CES	RT	671	Maximum	947	496	651	780	934	1140	1430	1865	2273	2667	3016	3420	3828	4229	4514	4775		
	FI		12		137	178	315	466	628	797	974	1118	1232	1392	1477	1552	1625	1695	1765		
	ExF		Port. Cap.																		
	MIL9 Hold.		276		0	59	127	254	361	458	561	644	716	781	842	894	932	952	974		
	Total		633	888	1222	1654	2129	2685	3400	4035	4615	5189	5739	6274	6786	7160	7514				
	Available Pupil Places		38	-217	-551	-983	-1458	-2014	-2729	-3364	-3944	-4518	-5068	-5603	-6115	-6489	-6843				
	Portable Classrooms(+)/Surplus Classrooms(-)		-1	10	24	43	64	88	119	147	172	197	221	244	266	283	298				
Percent Utilization		94%	132%	182%	247%	317%	400%	507%	601%	688%	773%	855%	935%	1011%	1067%	1120%					
Milton #10 CES	RT	671	Maximum	947																	
	FI		12																		
	ExF		Port. Cap.																		
	Total		276		0	0	0	0	0	0	0	0	0	0	0	0	0	0	0		
	Available Pupil Places		0	0	0	0	0	0	0	0	0	0	0	0	0	0	0	0			
Portable Classrooms(+)/Surplus Classrooms(-)				0	0	0	0	0	0	0	0	0	0	0	0	0	0				
Percent Utilization		N/A	N/A	N/A	N/A	N/A	N/A	N/A	N/A	N/A	N/A	N/A	N/A	N/A	N/A	N/A	N/A				
					<i>Milton #10 CES required</i>					<i>Milton #11 CES target opening</i>											
					<i>Milton #9 CES required</i>																
TOTAL					633	888	1222	1654	2129	2685	3400	4035	4615	5189	5739	6274	6786	7160	7514		

Notes