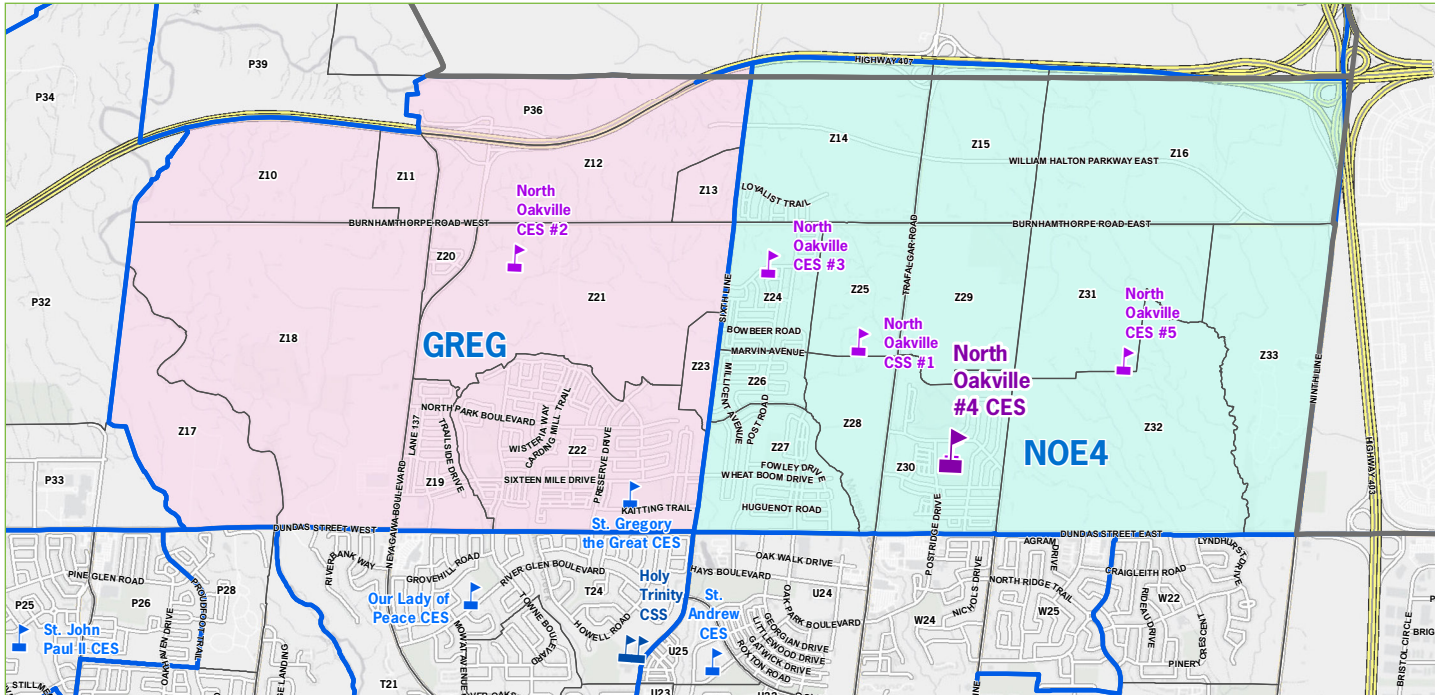




Boundary Options

Proposed Boundary (Option 2)

Boundary Map

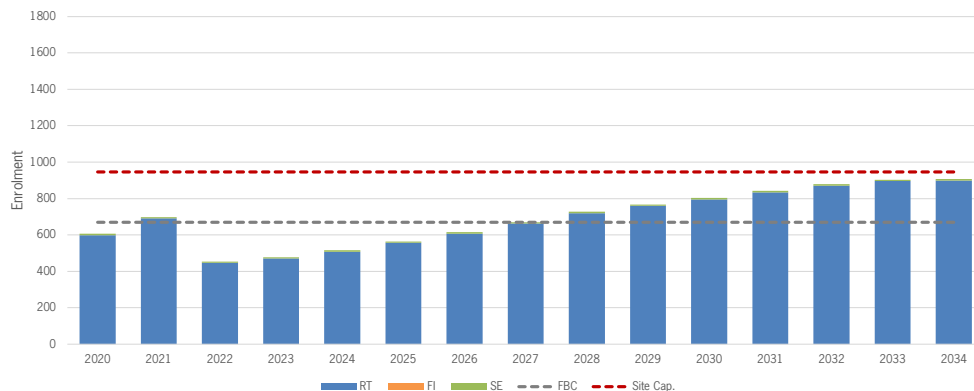


Description

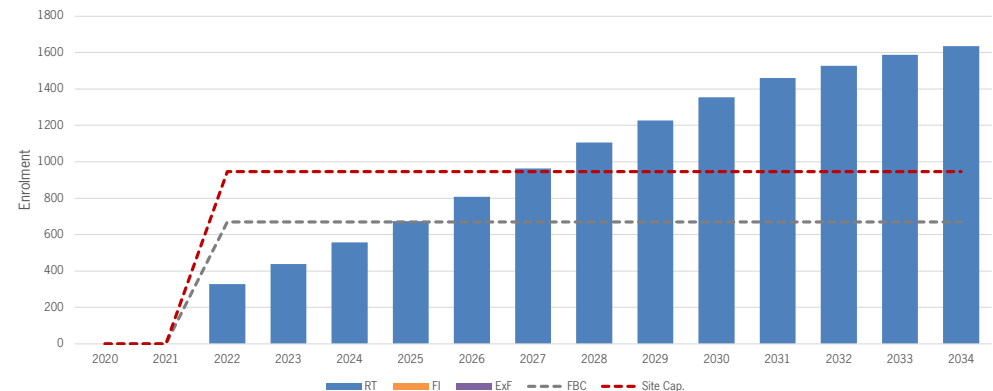
- Starting in the 2022-2023 school year, Regular Track students living east of Sixth Line will attend the new North Oakville #4 CES.
- Regular Track students living west of Sixth Line will attend St. Gregory the Great CES.
- Grade 8 Regular Track students living east of Sixth Line for the 2022-2023 school year will be grandfathered at St. Gregory the Great CES.
- Secondary school boundaries in North Oakville remain unchanged, with students east of Sixth Line attending Holy Trinity CSS and students west of Sixth Line attending St. Ignatius of Loyola CSS.

Enrolment Charts

St. Gregory the Great CES (GREG)



North Oakville #4 CES (NOE4)





Boundary Options

Proposed Boundary (Option 2)

Enrolment Tables

		Program	FBC	Portables	Total	2020	2021	2022	2023	2024	2025	2026	2027	2028	2029	2030	2031	2032	2033	2034	
St. Gregory the Great CES	RT			Maximum 12		597	692	446	471	508	556	607	662	720	760	794	833	871	895	899	
	FI																				
	ExF		671	Port. Cap. 276	947																
	SE					9	6	7	6	8	8	8	8	8	8	8	8	8	8	8	8
	Total					606	698	453	477	516	564	615	670	728	768	802	841	879	903	907	
	Available Pupil Places					65	-27	218	194	155	107	57	1	-57	-97	-131	-170	-208	-232	-236	
Portable Classrooms(+)/Surplus Classrooms(-)					-2	2	-9	-8	-6	-4	-2	0	3	5	6	8	10	11	11		
Percent Utilization					90%	104%	68%	71%	77%	84%	92%	100%	108%	114%	120%	125%	131%	135%	135%		
North Oakville #4 CES	RT			Maximum 12		0	0	328	439	556	674	808	962	1105	1226	1355	1460	1526	1587	1635	
	FI																				
	ExF		671	Port. Cap. 276	947																
	Total					0	0	328	439	556	674	808	962	1105	1226	1355	1460	1526	1587	1635	
	Available Pupil Places					0	0	343	232	115	-3	-137	-291	-434	-555	-684	-789	-855	-916	-964	
	Portable Classrooms(+)/Surplus Classrooms(-)					0	0	-14	-10	-4	1	6	13	19	25	30	35	38	40	42	
Percent Utilization					N/A	N/A	49%	65%	83%	100%	120%	143%	165%	183%	202%	218%	227%	236%	244%		
						<i>Anticipated North Oakville #4 CES opening</i>															
TOTAL						606	698	781	916	1073	1238	1423	1632	1833	1994	2157	2301	2405	2490	2542	

Notes