

4.3

Corpus Christi Family of Schools





Elementary Accommodation

- Overall, enrolment has decreased within the schools in the area over the past five (5) years. In this area, declines in Regular Track enrolment were driven by significant declines in the Orchard and Alton communities as they mature, precipitated mostly by decreasing JK enrolments. Enrolment is forecasted to remain stable largely due to the expansion of the French Immersion (FI) program at Sacred Heart of Jesus CES offsetting declines in other schools. Portables will be required over the long-term at Sacred Heart of Jesus CES to accommodate the growing FI program.
- St. Anne CES has consistently been over 100% utilization, however, with the drastic decline of JK students over the last three (3) years, the enrolment is forecasted to decrease and stabilize at around 75% utilization.

Secondary Accommodation

- As Millcroft and Orchard communities mature, enrolment at Corpus Christi CSS is forecasted to decline due to smaller Grade 8 cohorts entering Grade 9. Students from Alton and the proposed Evergreen community will support enrolment at Corpus Christi CSS in the long-term.
- The introduction of the Advanced Placement (AP) program in the 2023-24 school year is expected to attract students to Corpus Christi CSS in the long-term.
- Over the past five (5) years, Corpus Christi CSS had an average intake of Grade 8 students from outside of HCDSB at 33% and a 96% retention of Grade 8 students from feeder schools.



Planned and Proposed Major Residential Developments

- The Alton West subdivision is currently under construction. This development has a high number of lower density housing types, which will support enrolment at Sacred Heart of Jesus CES in the short- and medium-term and offset decreases in enrolment within the existing community south of Dundas Street. Multiple medium- and higher-density developments are planned in the remaining greenfield lands in the Alton community. Enrolment will be monitored at St. Anne CES over the medium-term to determine impact from these new developments.
- The Evergreen Community (east of the CN Rail Tracks) is expected to impact enrolment at St. Christopher CES. However, timing is subject to change due to approvals processes.
- The Uptown Urban Centre at Appleby Line and Upper Middle Road is designated as a Mixed-Use Intensification Area in the City of Burlington's Official Plan. It is expected that additional development within this area be through redevelopment of existing uses with higher density housing types. Due to the higher density nature of these developments, the Board is not expected to yield a large number of students. However, staff will continue to monitor student yields within these areas to ensure projections reflect changes in housing choice.
- The designation of the vacant lands south of Upper Middle Road, east of Sheldon Creek as greenfield Employment Lands has been removed, therefore, the re-designation of these lands will permit non-employment uses, such as residential, major retail and mixed uses. At this time, there are no active residential development applications for these lands.

Elementary Panel

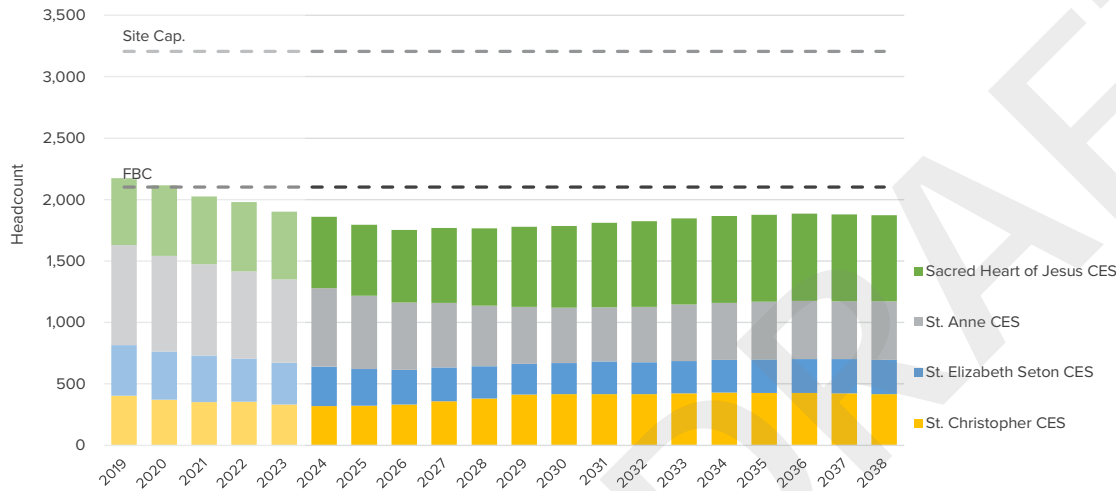
2023 LTCP Recommendations

- Work with the Region of Halton to create new child care spaces at elementary schools in Burlington.

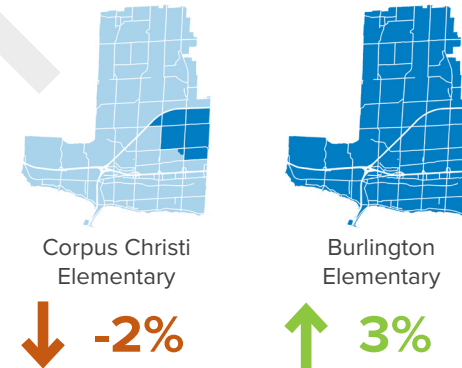
History of Actions

N/A

Enrolment Projections and Facility Utilization



Projected 15-Year Change in Enrolment



School	FBC	Port. Cap.	Site Cap.		Historic					Short-Term Projected (1-5 year)					Long-Term Projected (6-15 year)						15-year Change				
					2019	2020	2021	2022	2023	2024	2025	2026	2027	2028	2029	2030	2031	2032	2033	2034		2035	2036	2037	2038
Sacred Heart of Jesus CES	547	276	823	Enrol. UTZ	543	575	553	565	552	582	576	591	608	630	651	664	687	695	702	704	708	710	705	702	27%
St. Anne CES	622	276	898	Enrol. UTZ	814	779	743	712	678	638	597	549	527	492	466	451	441	451	459	466	469	472	473	474	-30%
St. Christopher CES	478	276	754	Enrol. UTZ	403	371	353	354	332	321	324	332	359	382	414	417	418	417	423	429	428	426	422	417	26%
St. Elizabeth Seton CES	455	276	731	Enrol. UTZ	413	392	377	350	340	320	298	282	274	263	248	253	264	260	266	272	277	279	280	-18%	
Corpus Christi Family of Schools Total	2,102	1,104	3,206	Enrol. UTZ	2,173	2,117	2,026	1,981	1,902	1,861	1,795	1,754	1,768	1,767	1,779	1,785	1,810	1,823	1,847	1,865	1,877	1,885	1,879	1,873	-2%
					103%	101%	96%	94%	90%	89%	85%	83%	84%	84%	85%	85%	86%	87%	88%	89%	89%	90%	89%	89%	

Secondary Panel

2023 LTCP Recommendations

- A School Boundary Review may need to be conducted to rebalance enrolment in Burlington secondary schools as Assumption CSS is projected to exceed site capacity in the long-term.
- Identify Corpus Christi CSS as available for Community Planning and Facility Partnerships.

History of Actions

2023-24 Advanced Placement (AP) to be introduced at Corpus Christi CSS.

Grade 8 to 9 Retention Rate



Corpus Christi Family of Schools

96%

5-yr Avg.

Corpus Christi CSS Grade 9 Admissions



HCDSB

67%

HDSB

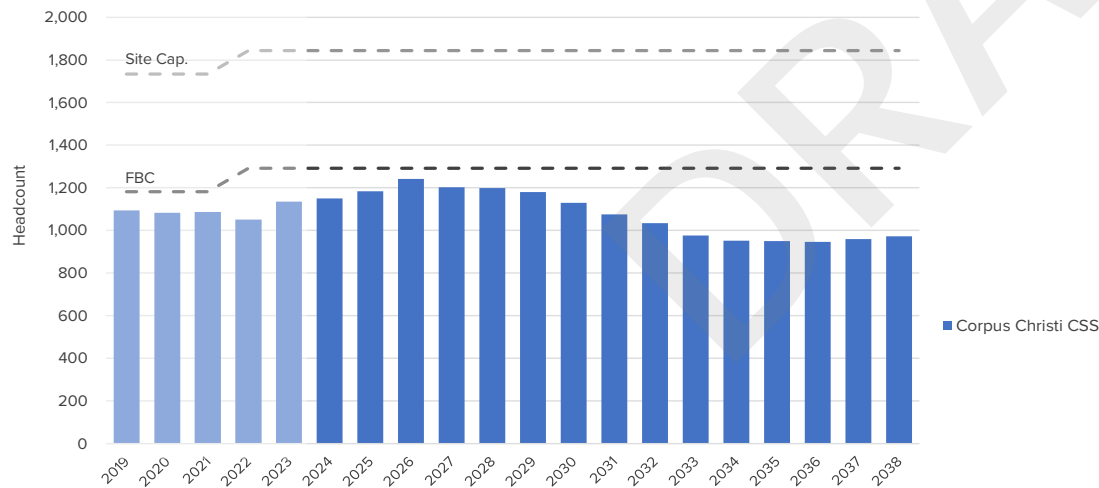
26%

Other

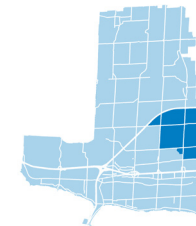
7%

5-yr Avg.

Enrolment Projections and Facility Utilization

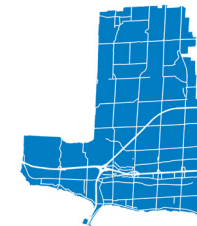


Projected 15-Year Change in Enrolment



Corpus Christi CSS

↓ -14%



Burlington Secondary

↑ 5%

School	FBC	Port. Cap.	Site Cap.	Enrol. UTZ	Historic					Short-Term Projected (1-5 year)					Long-Term Projected (6-15 year)							15-year Change			
					2019	2020	2021	2022	2023	2024	2025	2026	2027	2028	2029	2030	2031	2032	2033	2034	2035		2036	2037	2038
Corpus Christi CSS	1,292	552	1,844		1,094	1,083	1,087	1,051	1,135	1,150	1,184	1,242	1,202	1,199	1,180	1,130	1,076	1,034	976	953	950	946	959	972	-14%
					93%	92%	92%	81%	88%	89%	92%	96%	93%	93%	91%	87%	83%	80%	76%	74%	74%	73%	74%	75%	

School Profiles

Elementary Panel



Sacred Heart of Jesus CES

FACILITY		Opening Year	2019	FBC	547
	School Site Size (ha)	2.70			
	Facility Condition Index (FCI)	13%		Portable Capacity	276
	Facility Assessment Year	2020		Site Capacity	823

COMMUNITY USES

Child Care Spaces	
Infant	0
Toddler	0
Pre-School	0



St. Anne CES

FACILITY		Opening Year	2013	FBC	622
	School Site Size (ha)	2.43			
	Facility Condition Index (FCI)	0%		Portable Capacity	276
	Facility Assessment Year			Site Capacity	898

COMMUNITY USES

Child Care Spaces	
Infant	0
Toddler	0
Pre-School	0



St. Christopher CES

FACILITY		Opening Year	2007	FBC	478
	School Site Size (ha)	2.41			
	Facility Condition Index (FCI)	3%		Portable Capacity	276
	Facility Assessment Year	2020		Site Capacity	754

COMMUNITY USES



Child Care Spaces	
Infant	0
Toddler	15
Pre-School	40



St. Elizabeth Seton CES

FACILITY		Opening Year	2002	FBC	455
	School Site Size (ha)	2.51			
	Facility Condition Index (FCI)	12%		Portable Capacity	276
	Facility Assessment Year	2020		Site Capacity	731

COMMUNITY USES

Child Care Spaces	
Infant	0
Toddler	0
Pre-School	0

Secondary Panel



Corpus Christi CSS

FACILITY		Opening Year	2008	FBC	1292
	School Site Size (ha)	7.90			
	Facility Condition Index (FCI)	3%		Portable Capacity	552
	Facility Assessment Year	2020		Site Capacity	1844

COMMUNITY USES

Child Care Spaces	
Infant	0
Toddler	0
Pre-School	0

Facility Condition and Renewal Needs

Renewal Project Timetable

Elementary Panel

School	School Year for Renewal Project				
	2025	2026	2027	2028	2029
Sacred Heart of Jesus CES					
St. Anne CES					
St. Christopher CES					
St. Elizabeth Seton CES					

Secondary Panel

School	School Year for Renewal Project				
	2025	2026	2027	2028	2029
Corpus Christi CSS					

Short-Term Recommendations (1-5 years)

Elementary Panel

- A School Boundary Review should be conducted for elementary schools in Burlington to balance enrolment across area schools.
- Work with the Region of Halton to create new child care spaces at elementary schools in Burlington.

Secondary Panel

- A School Boundary Review may need to be conducted to rebalance enrolment in Burlington secondary schools as Assumption CSS is projected to exceed site capacity in the long-term.

Long-Term Recommendations (6-15 years)

Elementary Panel

- A School Boundary Review or Administrative Program Review may need to be conducted to review elementary French Immersion program locations in Burlington, and address increasing enrolment at Sacred Heart of Jesus CES.

Secondary Panel

- Continue to monitor enrolment and program offerings.