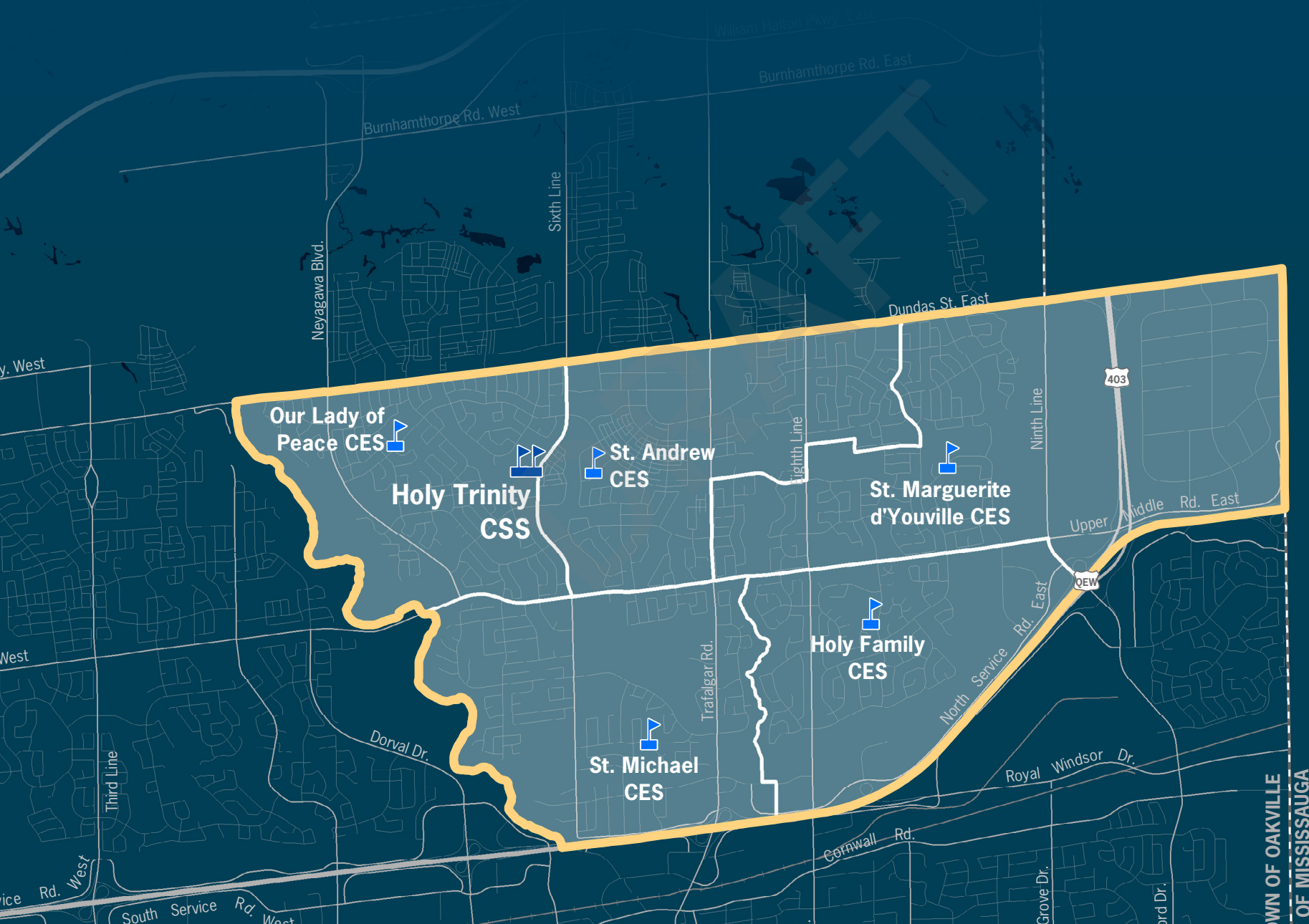


# 7.2

## Holy Trinity Family of Schools





### Elementary Accommodation

- Overall, enrolment has declined in this area over the past five (5) years, and is expected to remain stable over the short-term, then increase over the long-term as a result of the expansion of the French Immersion (FI) program at St. Marguerite d'Youville CES.
- Starting from 2021-22, an additional FI location was introduced at St. Marguerite d'Youville CES to accommodate the expanding FI program and to address accommodation pressure at St. Mary CES. Enrolment is expected to increase at this school as the FI program grows, and portables will be required over the long-term.

### Secondary Accommodation

- Enrolment has been increasing gradually at Holy Trinity CSS for the last five (5) years and is forecasted to increase over the long-term. Portables will be required at the school over the long-term to accommodate students. The availability of the AP program attracts students to the school.
- Retention of Grade 8 students from feeder schools has fluctuated over the last five years and ranges from 87% to 97%, averaging 89% over the past five (5) years.
- In addition, the school sees a high intake of students from outside of the Board. Over the past five (5) years, 38% of the Grade 9 students did not attend an HCDSB elementary school for Grade 8.
- It should be noted that Holy Trinity CSS is one of the holding secondary schools for North Oakville students.



### Planned and Proposed Major Residential Developments

- High-density development potential exists in the Uptown Core Growth Area (South of Dundas Street at Trafalgar Road) for the long-term. Due to the higher density nature of these developments, the Board is not expected to yield a large number of students. However, staff will continue to monitor student yields within these areas to ensure projections reflect changes in housing choices.

# Elementary Panel

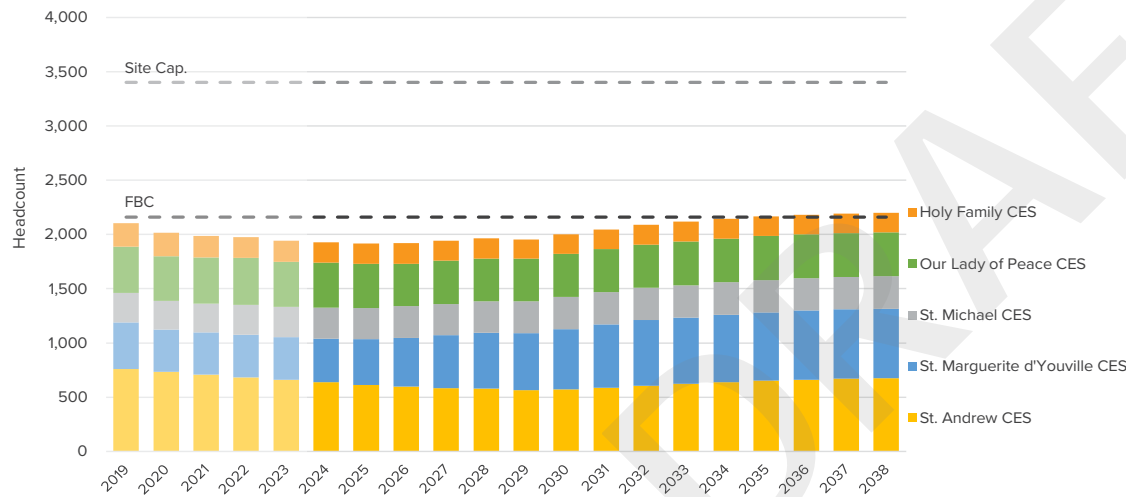
## 2023 LTCP Recommendations

- A School Boundary Review may be conducted for elementary schools in the St. Ignatius of Loyola and Holy Trinity Family of Schools to balance enrolment.
- Explore additional locations for elementary French Immersion (FI) programming in Oakville. A School Boundary Review and/or Administrative Program Review may be required.
- Identify Holy Family CES as available for Community Planning and Facility Partnerships.
- Work with the Region of Halton to create new child care spaces at elementary schools in Oakville.

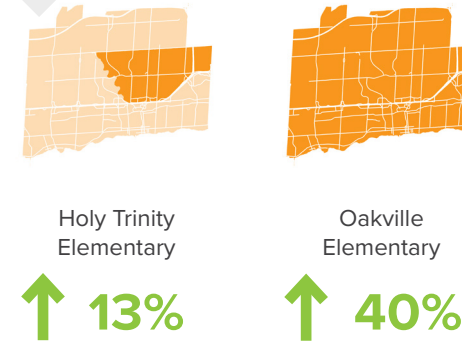
## History of Actions

N/A

## Enrolment Projections and Facility Utilization



## Projected 15-Year Change in Enrolment



School	FBC	Port. Cap.	Site Cap.		Historic					Short-Term Projected (1-5 year)					Long-Term Projected (6-15 year)								15-year Change		
					2019	2020	2021	2022	2023	2024	2025	2026	2027	2028	2029	2030	2031	2032	2033	2034	2035	2036		2037	2038
Holy Family CES	314	230	544	Enrol.	217	216	201	192	194	187	188	189	184	187	179	181	181	185	183	182	180	180	180	180	-7%
				UTZ	69%	69%	64%	61%	62%	60%	60%	60%	59%	60%	57%	58%	58%	59%	58%	58%	57%	57%	57%	57%	
Our Lady of Peace CES	ExF 478	276	754	Enrol.	427	411	425	434	413	413	407	391	403	395	392	397	396	395	402	403	405	405	405	405	-2%
				UTZ	89%	86%	89%	91%	86%	86%	85%	82%	84%	83%	82%	83%	83%	83%	84%	84%	85%	85%	85%	85%	
St. Andrew CES	SE 573	276	849	Enrol.	760	734	707	681	662	637	614	598	583	578	565	573	588	607	625	638	652	661	670	674	2%
				UTZ	133%	128%	123%	119%	116%	111%	107%	104%	102%	101%	99%	100%	103%	106%	109%	111%	114%	115%	117%	118%	
St. Marguerite d'Youville CES	FI ExF 504	276	780	Enrol.	430	389	390	393	393	402	422	447	487	517	525	555	583	605	609	623	630	637	640	642	63%
				UTZ	85%	77%	77%	78%	78%	80%	84%	89%	97%	103%	104%	110%	116%	120%	121%	124%	125%	126%	127%	127%	
St. Michael CES	291	184	475	Enrol.	270	265	265	277	279	288	286	294	287	288	294	296	299	297	298	298	298	298	299	299	7%
				UTZ	93%	91%	91%	95%	96%	99%	98%	101%	99%	99%	101%	102%	103%	102%	102%	102%	102%	102%	103%	103%	
<b>Holy Trinity Family of Schools Total</b>	<b>2,160</b>	<b>1,242</b>	<b>3,402</b>	Enrol.	<b>2,104</b>	<b>2,015</b>	<b>1,988</b>	<b>1,977</b>	<b>1,941</b>	<b>1,927</b>	<b>1,917</b>	<b>1,919</b>	<b>1,944</b>	<b>1,965</b>	<b>1,955</b>	<b>2,002</b>	<b>2,047</b>	<b>2,089</b>	<b>2,117</b>	<b>2,144</b>	<b>2,165</b>	<b>2,181</b>	<b>2,194</b>	<b>2,200</b>	<b>13%</b>
				UTZ	97%	93%	92%	92%	90%	89%	89%	89%	90%	91%	91%	93%	95%	97%	98%	99%	100%	101%	102%	102%	

<sup>1</sup> FI being phased into St. Marguerite d'Youville CES. Starting in 2021-22, Grade 1 was added and additional grades will be phased in each year.

# Secondary Panel

## 2023 LTCP Recommendations

- Continue to monitor enrolment and program offerings.

## History of Actions

N/A

## Grade 8 to 9 Retention Rate



Holy Trinity Family of Schools

**87%**

5-yr Avg.

## Holy Trinity CSS Grade 9 Admissions



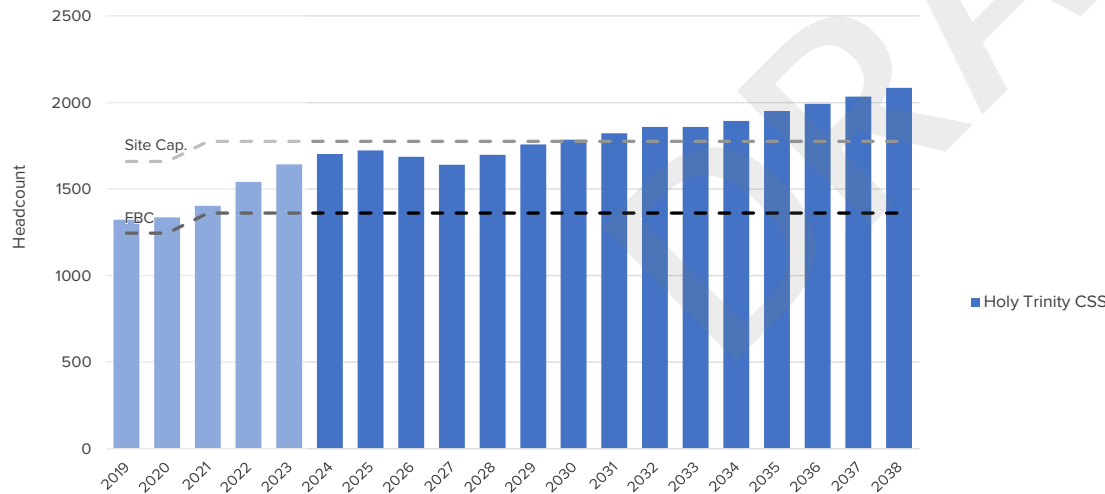
HCDSB  
**62%**

HDSB  
**28%**

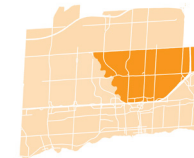
Other  
**10%**

5-yr Avg.

## Enrolment Projections and Facility Utilization



## Projected 15-Year Change in Enrolment



Holy Trinity CSS

**↑ 27%**



Oakville Secondary

**↑ 19%**

School	FBC	Port. Cap.	Site Cap.		Historic					Short-Term Projected (1-5 year)					Long-Term Projected (6-15 year)							15-year Change				
					2019	2020	2021	2022	2023	2024	2025	2026	2027	2028	2029	2030	2031	2032	2033	2034	2035		2036	2037	2038	
Holy Trinity CSS	AP ExF	1,361	414	1,775	Enrol.	1,320	1,337	1,402	1,540	1,643	1,703	1,722	1,687	1,640	1,697	1,757	<b>1,784</b>	<b>1,821</b>	<b>1,858</b>	<b>1,859</b>	<b>1,892</b>	<b>1,950</b>	<b>1,992</b>	<b>2,033</b>	<b>2,085</b>	27%
					UTZ	106%	107%	103%	113%	121%	125%	127%	124%	120%	125%	129%	131%	134%	137%	137%	139%	143%	146%	149%	153%	

# School Profiles

## Elementary Panel



### Holy Family CES

FACILITY	Opening Year	1981		
	School Site Size (ha)	1.60	FBC	314
	Facility Condition Index (FCI)	30%	Portable Capacity	230
	Facility Assessment Year	2020	Site Capacity	544

COMMUNITY USES



Child Care Spaces	
Infant	0
Toddler	0
Pre-School	0



### Our Lady of Peace CES

FACILITY	Opening Year	1993		
	School Site Size (ha)	2.43	FBC	478
	Facility Condition Index (FCI)	5%	Portable Capacity	276
	Facility Assessment Year	2020	Site Capacity	754

COMMUNITY USES



Child Care Spaces	
Infant	0
Toddler	15
Pre-School	24



### St. Andrew CES

FACILITY	Opening Year	1999		
	School Site Size (ha)	2.67	FBC	573
	Facility Condition Index (FCI)	11%	Portable Capacity	276
	Facility Assessment Year	2020	Site Capacity	849

COMMUNITY USES

Child Care Spaces	
Infant	0
Toddler	0
Pre-School	0



### St. Marguerite d'Youville CES

FACILITY	Opening Year	1993		
	School Site Size (ha)	2.83	FBC	504
	Facility Condition Index (FCI)	10%	Portable Capacity	276
	Facility Assessment Year	2020	Site Capacity	780

COMMUNITY USES



Child Care Spaces	
Infant	0
Toddler	15
Pre-School	24



### St. Michael CES

FACILITY	Opening Year	1964		
	School Site Size (ha)	2.19	FBC	291
	Facility Condition Index (FCI)	37%	Portable Capacity	184
	Facility Assessment Year	2016	Site Capacity	475

COMMUNITY USES



Child Care Spaces	
Infant	10
Toddler	15
Pre-School	24

## Secondary Panel



### Holy Trinity CSS

FACILITY	Opening Year	2002		
	School Site Size (ha)	5.67	FBC	1361
	Facility Condition Index (FCI)	10%	Portable Capacity	414
	Facility Assessment Year	2020	Site Capacity	1775

COMMUNITY USES

Child Care Spaces	
Infant	0
Toddler	0
Pre-School	0

# Facility Condition and Renewal Needs

## Renewal Project Timetable

### Elementary Panel

School	School Year for Renewal Project				
	2025	2026	2027	2028	2029
Holy Family CES					
Our Lady of Peace CES					
St. Andrew CES					
St. Marguerite d'Youville CES					
St. Michael CES					

### Secondary Panel

School	School Year for Renewal Project				
	2025	2026	2027	2028	2029
Holy Trinity CSS					

### Short-Term Recommendations (1-5 years)

#### Elementary Panel

- A School Boundary Review may be conducted for elementary schools in the St. Ignatius of Loyola and Holy Trinity Family of Schools to balance enrolment.
- Explore additional locations for elementary French Immersion (FI) programming in Oakville. A School Boundary Review and/or Administrative Program Review may be required.
- Identify Holy Family CES as available for Community Planning and Facility Partnerships.
- Work with the Region of Halton to create new child care spaces at elementary schools in Oakville.

#### Secondary Panel

- Continue to monitor enrolment and program offerings.

### Long-Term Recommendations (6-15 years)

#### Elementary Panel

- Continue to monitor enrolment and program offerings.

#### Secondary Panel

- Continue to monitor enrolment and program offerings.